



NORTH COUNTY FIRE PROTECTION DISTRICT

AGENDA FOR REGULAR BOARD MEETING

FEBRUARY 27, 2024, AT 5:00 p.m.

February 27, 2024, meeting will be in person and via Zoom. The public may attend remotely using:

The Zoom app, [Zoom website (<https://zoom.us/>)] [Meeting ID: 870 1784 6503; Passcode: 631628] at <https://us06web.zoom.us/j/87017846503?pwd=ekFORGt1Mm4vWXgrRFpXbUIPUFlmdz09> or Dial by your location: +1 669 900 6833 US (San Jose); Meeting ID: 870 1784 6503; Passcode: 631628

The public may provide comments in advance or real-time by emailing ncfboardcomments@ncfire.org. E-mailed comments received will be read into the record by Staff. Please note that in the event of technical issues that disrupt the ability of members of the public to view the meeting or provide public comments through the web conference option, the meeting will continue.

Location:

Fallbrook Public Utility District
990 East Mission Road
Fallbrook, CA 92028

PUBLIC ACTIVITIES AGENDA

For those joining us for the Public Activities Agenda, please feel free to depart at the close of the agenda.

Call To Order

Roll Call

Pledge Of Allegiance

Changes to the Agenda

1. Public Comment – President Pike

(pgs. 1-2)

- Standing Item: Members of the Public may directly address the Board of Directors on items of interest to the Public provided no action will be taken on non-agenda items. The Presiding Officer may limit comments to three minutes per speaker (Board of Directors Meetings – SOG – § 7.2.).

DISCUSSION AGENDA

No action shall be undertaken on any Discussion item. The Board may: acknowledge receipt of the information or report and make comments; refer the matter to Staff for further study or report; or refer the matter to a future agenda.

2. San Diego Operational Area North Zone Strategic Plan – Chief McReynolds

(pgs. 3-4)

- New Item: Presentation of the 2023 North Zone adopted Strategic Plan.

3. NCFPD Fire Station Design Presentation – Chief McReynolds

(pgs. 5-6)

- New Item: Construction design development updates on Fire Stations 3 & 4.

ACTION AGENDA

Consent Items:

All items listed under the Consent Items are considered routine and will be enacted in one motion. There will be no separate discussion of these items prior to the Board action on the motion, unless members of the Board, Staff or public request specific items be removed from the Consent Agenda.

4. Approve Regular Board Meeting Minutes, January 23, 2024

(pgs.7-12)

- Standing Item: Review and approve minutes from the January meeting as presented.

Note: The Americans with Disabilities Act provides that no qualified individual with a disability shall be excluded from participation in, or denied the benefits of, District business. If you need assistance to participate in this meeting, please contact the District Office 72 hours prior to the meeting at (760) 723-2012. Closed captioning and translation services are available to the public when the meeting is accessed using the Zoom platform.



NORTH COUNTY FIRE PROTECTION DISTRICT

AGENDA FOR REGULAR BOARD MEETING

FEBRUARY 27, 2024, AT 5:00 p.m.

5. Review and Accept Financial Reports for January 2024 (pgs.13-22)
➤ Standing Item: Review and accept financial reports for January 2024 as presented.
6. Review and Approve Policies and Procedures (pgs.23-36)
➤ a) Operations, Routine Operations, Employee Health – Accident Review.
b) Operations, Emergency Operations, Response – Response.
7. Monthly Operations Activity Report (pgs.37-48)
➤ Standing Item: Monthly Report demonstrating call mix, turnout time, call by unit, transports, total response times, aid received & provided, monthly inspection report, health & safety – injuries & accidents and turnover of care statistics.
8. Review the Annual Community Risk Reduction Report (pgs.49-54)
➤ Recurring Item: Review and accept the community risk reduction report as presented.

Action Items:

All items listed under the Action Items Agenda will be presented and discussed prior to the Board taking action on any matter. Members of the public may comment on items at the time they are presented. Time Certain Items will commence precisely at or after the time announced in the Agenda.

9. FY 2022-23 District Financial Audit – Finance Manager Juul & Chief McReynolds (pgs.55-120)
➤ Recurring Item: Review and accept the fiscal year 2022-23 District financial audit as presented.
10. Nominations for California Special District Association (CSDA) Board of Directors – Chief McReynolds (pgs. 121-132)
➤ Recurring Item: That the Board discuss and consider nominating an individual for the CSDA Southern Region Seat “A”.

STANDING DISCUSSION ITEMS

All items listed under the Standing Discussion Items are presented at every meeting.

- LEGAL COUNSEL REPORT: (pgs. 133-142)
“Assembly Bill 1819 (Waldron)”
- WRITTEN COMMUNICATION (pgs. 143-146)
 - Board Recognition Program
- COMMENTS/QUESTIONS (pgs. 147-148)
 - Staff:
 - Chief McReynolds
 - Other Staff
 - Board
 - Bargaining Groups
 - Public Comment



NORTH COUNTY FIRE PROTECTION DISTRICT

AGENDA FOR REGULAR BOARD MEETING

FEBRUARY 27, 2024, AT 5:00 p.m.

CLOSED SESSION

The Board will enter closed session to discuss items as outlined herein. As provided in the Government Code, the public will not be present during these discussions. At the end of the Closed Session, the Board shall publicly report any action taken in Closed Session and the vote or abstention on that action of every member present in accordance with Government Code § 54950.

CS-1. There are no closed session items for the February 27, 2024, Regular Board Meeting. (pgs. 149-150)

ADJOURNMENT

Scheduled Meetings:

The next regularly scheduled Board meeting is **Tues. March 26, 2024, at 5:00 p.m.**

CERTIFICATION OF AGENDA POSTING

"I certify that this Agenda was posted in accordance with the provisions of the Government Code § 54950 et. seq. The posting locations were: [1] the entrance of North County Fire Protection District Administrative Offices, [2] the Fallbrook Public Utility District Administrative Offices, [3] the Roy Noon Meeting Hall, and [4] the District's website at www.ncfireca.gov. The agenda was also available for review at the office of the Board Clerk, located at located at 330 S. Main Avenue, Fallbrook, CA. Materials related to an item on this agenda submitted to the District after distribution of the agenda packet are available for public inspection in the office of the Board Clerk during normal business hours or may be found on the District website, subject to the Staff's ability to post the documents before the meeting. The date of posting was February 22, 2024."

Board Clerk Mavis Canpinar:

Date: February 22, 2024

Page Intentionally Blank



**NORTH COUNTY FIRE
PROTECTION DISTRICT
STAFF REPORT**

TO: BOARD OF DIRECTORS
FROM: CHIEF McREYNOLDS
DATE: FEBRUARY 27, 2024
SUBJECT: PUBLIC COMMENT

PUBLIC COMMENT:

- 1. Members of the Public may directly address the Board of Directors on items of interest to the Public provided no action will be taken on non-agenda items. The Board President may limit comments to three minutes per speaker (Board of Directors Meetings – SOG § 7.2.).*

Page Intentionally Blank



NORTH COUNTY FIRE PROTECTION DISTRICT

STAFF REPORT

TO: BOARD OF DIRECTORS
FROM: CHIEF McREYNOLDS
DATE: FEBRUARY 27, 2024
SUBJECT: SAN DIEGO OPERATIONAL AREA NORTH ZONE STRATEGIC PLAN

DISCUSSION AGENDA

BACKGROUND:

The North Zone Fire Chiefs maintain a North Zone Strategic Plan. The plan is revised every five years. The most recent revision was adopted in October of 2023 and is now serving as a guiding document to the various section teams.

DISCUSSION:

North Zone fire agencies continue to work toward providing seamless services to the customers they serve no matter the jurisdictional boundaries. Although the North Zone is comprised of many different fire agencies, we strive to work as a concept of one agency. The North Zone agencies include CalFire/San Diego County, Carlsbad, Camp Pendleton, Del Mar, Encinitas, Escondido, North County Dispatch JPA, North County Fire, Oceanside, Pala, Pauma, Rancho Santa Fe, Rincon, San Marcos, San Pasqual, Solana Beach, Valley Center, and Vista.

FISCAL ANALYSIS:

Supported through various established District budgets such as training, promotional testing, communications, and other various disciplines.

SUMMARY:

North County Fire has been and will continue to be an active participant in the North Zone supporting Operations, Training, Technology and Innovation, Emergency Medical Services, Communications, Community Risk Reduction, Health and Safety.

Reference: **San Diego Operational Area North Zone Strategic Plan
NCFPD 2022 Strategic Plan**

Goal #6: *Continue to support the North Regional Zone and enhance the collaboration between agencies in various areas to includes training, prevention, risk reduction, and outreach.*

Page Intentionally Blank



NORTH COUNTY FIRE PROTECTION DISTRICT

STAFF REPORT

TO: BOARD OF DIRECTORS
FROM: CHIEF McREYNOLDS
DATE: FEBRUARY 27, 2024
SUBJECT: NCFPD FIRE STATION DESIGN PRESENTATION

DISCUSSION AGENDA

BACKGROUND:

For several months Staff has been working through the design phase of the Fire Station #3 and #4 projects with *Erickson-Hall Construction*, *PBK Architects*, and *TELACU Construction*. Design development is the first phase of the Design/Build (DB) pre-construction process.

DISCUSSION:

The design phase includes architectural and elevation renderings, floor plans, and site maps. The Fire Station #3 plans are currently in review with the County of San Diego. Fire Station #4 plans will be submitted for initial review this summer. Tonight, the Board will have an opportunity to see the developed plans.

FISCAL ANALYSIS:

Once the pre-construction documents are approximately 90 percent complete, a Guaranteed Maximum Price (GMP) for construction will be proposed for Board approval.

SUMMARY:

No formal action is required. This is a discussion/presentation item only.

Reference: **NCFPD 2022 Strategic Plan**

Goal #13: *Continue to improve the facilities of the North County Fire Protection District*

Page Intentionally Blank

1 **January 23, 2024**

2 **REGULAR MEETING OF THE BOARD OF DIRECTORS OF**
3 **THE NORTH COUNTY FIRE PROTECTION DISTRICT**

4 **LOCATION: 990 E. MISSION ROAD, FALLBROOK CA 92028**

5 President Pike called the meeting to order at 5:00 p.m.

6 **ALL RECITED THE PLEDGE OF ALLEGIANCE.**

7 **ROLL CALL:**

8 **Present:** Directors Acosta, Egkan, Munson, Pike, and Shaw

9 **Absent:** None

10 **Staff Present:** Chief McReynolds, General Counsel Steinke, DFC MacMillan, D/C August, FM Fieri,
11 F/M Juul, B/C DeCamp, B/C Harrington, IT Specialist Swanger, Board Clerk Canpinar, and members
12 of the public and association.

13 **CHANGES TO THE AGENDA:**

14 There were no changes to the January 23, 2024, Regular Board Meeting agenda.

15
16 **PUBLIC ACTIVITIES AGENDA**

- 17 1. **PUBLIC COMMENT:** President Pike inquired if there were any public comments regarding items
18 not on the agenda. There being no public comment, the public comment section was closed.
- 19 2. **RECOGNITION OF RETIRING MEMBER:** Chief McReynolds recognized and thanked Captain Chris
20 Mattarollo for his years of service.

21 **DISCUSSION AGENDA**

- 22 3. **TRANSLATION AND AMERICAN SIGN LANGUAGE (ASL) ACCOMMODATIONS – CHIEF McREYNOLDS**
23 **AND BOARD CLERK CANPINAR:** Chief McReynolds and Board Clerk Canpinar discussed current
24 NCFPD Regular Board Meeting procedures in which the public can attend meetings digitally using
25 the Zoom link listed on Board meeting agendas. With the current NCFPD Zoom business account,
26 members of the public that are hearing impaired or those in need of language translations can
27 enable translated captions on their individual Zoom account by simply choosing their caption
28 language, allowing spoken dialogue to be converted to real-time text at the bottom of the user
29 screen, all free of charge.

30
31 **ACTION AGENDA**

32 **CONSENT ITEMS:**

33 4. **REVIEW AND ACCEPT REGULAR BOARD MEETING MINUTES FOR DECEMBER 12, 2023.**

34 5. **REVIEW AND ACCEPT FINANCIAL REPORTS FOR DECEMBER 2023.**

35 6. **REVIEW AND ACCEPT POLICIES & PROCEDURES:**

36 A. Limited Light Duty Policy

37 7. **REVIEW AND ACCEPT THE MONTHLY OPERATIONS ACTIVITY REPORT.**

38 8. **WAIVE THE FULL TEXT READING OF ORDINANCE 2023-01.**

39 9. **FOURTH QUARTER 2023 CUSTOMER SATISFACTION SURVEY.**

40 President Pike inquired whether there were any questions on Consent Items 4-9. There being
41 no discussion, President Pike asked for a motion to approve the Consent Agenda. On a motion by
42 Director Acosta seconded by Vice President Shaw, the motion to approve the Consent Agenda passed
43 unanimously.

44 **ACTION ITEMS:**

45 10. **ORGANIZATIONAL CHART REVISION - CHIEF McREYNOLDS:** The proposed revision to the
46 organizational chart moves the Division Chief directly under the Fire Chief. In the upcoming years, the
47 Division Chief will be the lead on numerous facility projects, reporting financial expenses on capital
48 projects to the Fire Chief. The reorganization also shifted the Admin. Battalion Chief and IT Specialist,
49 as this keeps the Division Chief lead span of control appropriate. On a motion by Director Acosta
50 seconded by Director Egkan, the motion to adopt the revised organizational chart was unanimously
51 approved.

52 11. **RESOLUTION 2024-01: EMERGENCY ROOF REPAIRS AND CALIFORNIA ENVIRONMENTAL QUALITY ACT**
53 **EXEMPTION - CHIEF McREYNOLDS AND D/C AUGUST:** Roof leaks were discovered on the shop fleet
54 service roof after recent rain events. Water damage was noted on the ceiling of the shop as well as
55 damage to some shop equipment on the shop floor. Per the NCFPD Purchasing and Contracting
56 Manual and the Public Contract Code (PCC) §22050, the District is authorized to utilize special
57 purchasing procedures when an emergency exists, allowing the District to proceed with repairs without
58 a competitive bid solicitation. President Pike asked if this was a budgeted item, to which Chief

59 McReynolds advised the cost would be covered under the facility and grounds line item in the budget.
60 On a motion by Director Munson seconded by Director Egkan, the motion to adopt Resolution 2024-
61 01 allowing Staff to immediately execute a contract for emergency roof repairs passed unanimously.

62 12. **CHANGE ORDER: NCFPD ADMINISTRATION BUILDING RENOVATION - CHIEF McREYNOLDS:** The
63 interior renovation work at the Administration building is scheduled to be finished at the end of January.
64 Upon further inspection of the exterior of the property, it was determined the parking lot needed major
65 repairs. The recommendation from the construction contractor was to have the entire parking lot
66 ground and overlaid with 2” of new asphalt, resulting in an additional cost of \$43,029.00. Director
67 Egkan asked if the overlay was included in the original scope of work. Chief McReynolds advised only
68 patch-type asphalt repairs and storm drainage issues were addressed in the original scope of work.
69 Board discussion ensued. On a motion by Vice President Shaw seconded by Director Acosta, the
70 motion to approve a change order of \$50,000.00 for additional expenditures on the Administration
71 building passed unanimously.

72 13. **SECOND PUBLIC HEARING - DATE/TIME CERTAIN – JANUARY 23, 2024, AT 5:05 P.M TO REVIEW AND**
73 **APPROVE ORDINANCE 2023-01: UPDATED COMMUNITY RISK FEE SCHEDULE AND THE REVISED COMMUNITY**
74 **RISK FEE POLICY – FM FIERI AND CHIEF McREYNOLDS:** Chief McReynolds requested the last sentence
75 in the first paragraph of the corresponding staff report, “The Ordinance was adopted by a unanimous
76 vote of the Board,” be removed from the record. President Pike then opened the Public Hearing at
77 5:29 p.m. Chief McReynolds presented the modified Ordinance to the Board noting the changes of
78 significance. Chief McReynolds also presented the modified Community Risk Fee Policy. President
79 Pike then asked if there was any public comment. There being none, the public comment section was
80 closed. On a motion by Director Egkan seconded by Director Shaw, the motion to adopt Ordinance
81 2023-01 and Fee Schedule and the Community Risk Fee Policy as presented passed unanimously.

82 14. **NCFPD EQUITY STATEMENT– CHIEF McREYNOLDS:** Chief McReynolds presented the proposed
83 Equity Statement to the Board. The goal of the equity statement is to ensure the District continues to
84 create an inclusive environment for employees, partners, constituents, and stakeholders. Board
85 discussion ensued. On a motion by Director Acosta seconded by Vice President Shaw, the motion to
86 adopt the Equity Statement passed unanimously.

87 **15. EXTENSION OF AGREEMENT WITH VISTA FIRE DEPARTMENT FOR BLS 116 - CHIEF McREYNOLDS:**

88 Vista Fire Department reached out to NCFPD in January and disclosed ongoing staffing challenges
89 they are experiencing that could potentially result in the shutdown of an ambulance for an unknown
90 period of time. Chief McReynolds explained that this could negatively impact NCFPD ambulance
91 availability, as other neighboring agencies will experience an increase in demand. Director Egkan
92 asked how the extension of the agreement would impact NCFPD staffing. DFC MacMillan explained
93 several staffing adjustments that will be taking place to accommodate the extension. Chief
94 McReynolds informed the Board ongoing discussions will be taking place to determine how much
95 longer the ambulance will need to be in service, with new developments being brought back to the
96 Board for consideration. On a motion by Director Munson seconded by Director Acosta, the motion
97 to extend the agreement with Vista Fire Department and BLS 116 through the end of March and
98 possibly longer passed unanimously.

99 **16. PRIMARY AND ALTERNATE DIRECTOR POSITIONS TO SERVE ON THE NORTH COUNTY DISPATCH JOINT**

100 **POWERS AUTHORITY (NCDJPA) BOARD - CHIEF McREYNOLDS:** Chief McReynolds informed the Board
101 that as a member agency of NCDJPA, the District has one voting seat on the eight-member Board.
102 NCFPD selects one primary and one alternate to serve in these capacities. Director Munson is
103 currently serving as the primary with President Pike serving as the alternate. Board discussion
104 ensued. On a motion by Director Egkan seconded by Vice President Shaw, the motion to continue
105 with Director Munson as the primary and President Pike as the alternate, with the next selection of
106 NCFPD candidates taking place at the meeting immediately preceding the December NCDJPA
107 meeting, passed unanimously.

108 **STANDING DISCUSSION ITEMS:**

109 ● **LEGAL COUNSEL REPORT:** General Counsel Steinke reviewed the included report: An election
110 year: Campaign Donations and Campaign Solicitation.

111 ● **WRITTEN COMMUNICATIONS:** Information only; no action required.

112 ● **BOARD RECOGNITION PROGRAM:** Information only; no action required.

113 ● **STAFF REPORTS/UPDATES:**

114 ● **KEITH McREYNOLDS, FIRE CHIEF:** Chief McReynolds informed the Board of the following
115 items:

- Upcoming events include a Badge Pinning on Feb. 21 at 5 p.m. at Station 1 and the Employee Recognition Ceremony will take place in March with the date TBD.
- The North Zone Fire Chief's Strategic Plan will be brought back to the Board as a discussion item in February.
- A lobbying trip to Washington D.C. with President Pike and Director Egkan is scheduled for the first week in March, with a second trip scheduled in the summer with Vice President Shaw and Director Munson.
- The 2023 Annual Report will be finalized at the end of the month.

● **CHIEF OFFICERS AND OTHER STAFF: BC DECAMP:** BC DeCamp provided training and equipment updates. **F/M JUUL:** F/M Juul notified the Board the 22/23 audit will be completed and brought back to the Board in February **FM FIERI:** FM Fieri notified the Board fees for building ADUs have been reinstated and provided an update of community risk reduction concerns. **D/C AUGUST:** D/C August provided an update on facility projects. **DFC MACMILLAN:** DFC MacMillan provided operations updates.

● **BOARD: DIRECTOR EGKAN:** Director Egkan suggested Staff research two upcoming ballot measures taking place in the 2024 election. **PRESIDENT PIKE:** President Pike informed the Board he will be attending the State of the County with Chief McReynolds and Board Clerk Canpinar.

● **BARGAINING GROUPS:** There was no comment from the Bargaining Groups.

● **PUBLIC COMMENT:** Jacqueline Howell provided an update on the Washington D.C. lobbying trip in March.

CLOSED SESSION

There were no closed session items for the January 23, 2024, Regular Board Meeting.

ADJOURNMENT

A motion was made at 6:29 p.m. by Director Acosta seconded by Director Egkan to adjourn the meeting and reconvene on February 27, 2024, at 5:00 p.m., which motion carried unanimously.

143 \\

144 \\

145 Respectfully submitted,

146

147

148 Mavis Canpinar

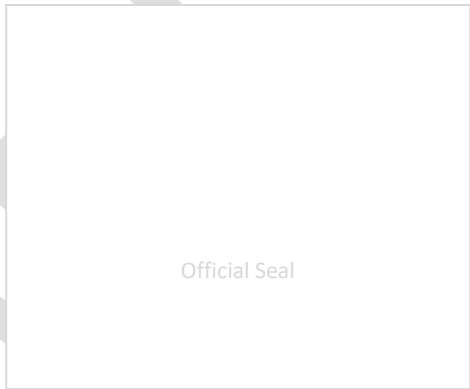
149 Board Clerk

150

151 Minutes approved at the Board of Director's Meeting on:

152

DRAFT



**North County Fire Protection District
Statement of Revenues and Expenses
For Period Ending January 31, 2024**

	January 2024	YTD	FY 24 Final Budget	\$ Budget Variance	% Budget Variance
1 REVENUE					
2 Property Taxes	\$ 3,056,757	\$ 11,148,279	\$ 20,604,200	9,455,921	54%
3 Mitigation Fees	-	-	250,000	250,000	0%
4 Ambulance Revenue	433,418	2,825,104	3,750,200	925,096	75%
5 Fire Prevention Fees	7,184	103,902	213,000	109,098	49%
6 OES Reimbursement	540,485	1,066,083	-	(1,066,083)	100%
7 Grant Revenue	-	771,737	-	(771,737)	100%
8 Other Revenues	41,230	465,045	371,600	(93,445)	125%
9 Interest Income	55,594	279,748	124,500	(155,248)	225%
10 TOTAL REVENUE	4,139,759	16,664,989	25,313,500	8,648,511	66%
11 EXPENSE					
12 Salaries and Benefits					
13 Salaries	293,592	3,851,630	9,019,200	5,167,570	43%
14 Overtime	94,235	1,662,701	2,277,900	615,199	73%
15 FLSA	5,526	79,889	156,700	76,811	51%
16 Holiday Pay	11,928	175,224	427,900	252,676	41%
17 Worker's Compensation	18,992	378,677	659,100	280,423	57%
18 Longevity	2,830	36,829	93,200	56,371	40%
19 Education	6,176	86,839	146,000	59,161	59%
20 Bilingual	2,600	25,114	36,400	11,286	69%
21 Annual Leave	17,757	536,448	205,800	(330,648)	261%
22 Sick Leave	9,872	232,429	204,500	(27,929)	114%
23 Payroll Taxes	6,271	96,540	165,400	68,860	58%
24 Classic Safety	52,200	771,463	1,498,000	726,537	51%
25 PEPRA Non-Safety	5,694	82,095	154,600	72,505	53%
26 Classic Non-Safety	2,762	37,757	70,600	32,843	53%
27 PEPRA Safety	10,230	134,820	245,700	110,880	55%
28 Classic UAL	-	397,408	397,410	2	100%
29 PEPRA UAL	-	9,813	9,820	7	100%
30 Workers' Comp Insurance	57,164	428,670	650,000	221,330	66%
31 Pension Obligation Fund Int	-	227,814	1,264,600	1,036,786	18%
32 115 Trust	-	-	-	-	0%
33 Uniforms	1,798	85,614	110,000	24,386	78%
34 Health Insurance	194,521	1,109,775	1,985,700	875,925	56%
35 Total Salaries & Benefits	794,150	10,447,546	19,778,530	9,330,984	53%
36 Operations Expenses					
37 Dispatch Services	-	271,595	473,200	201,605	57%
38 QAF Payments - GEMT	94,492	323,335	393,000	69,665	82%
39 Structures & Grounds	54,042	226,988	300,000	73,012	76%
40 Fuel	25,116	157,917	260,000	102,083	61%
41 Medical Supplies	30,455	133,569	201,200	67,631	66%
42 Materials & Equipment	29,784	131,584	182,500	50,916	72%
43 Liability Insurance	-	132,882	175,000	42,118	76%
44 Utilities	27,103	132,767	175,200	42,433	76%
45 Ambulance Billing	13,798	85,012	144,600	59,588	59%
46 Repairs & Maintenance	24,590	51,010	115,900	64,890	44%
47 Firefighting Equipment	7,976	41,718	95,800	54,082	44%
48 Safety Equipment & PPE	4,684	23,067	95,200	72,133	24%
49 Defib Maintenance	-	32,450	50,530	18,080	64%
50 Kitchen & Janitorial Supplies	2,800	18,324	37,000	18,676	50%
51 Weed Abatement Expenses	3,968	5,148	35,000	29,852	15%
52 Verizon Data For Engines	2	6	29,600	29,594	0%
53 SHSP Grant Funds	-	-	28,500	28,500	0%
54 Public Education Material	124	15,021	26,000	10,979	58%
55 Maintenance - MDC & AVL	-	31,031	25,000	(6,031)	124%
56 Medical & Pre-Emp Exams	2,269	7,138	25,000	17,862	29%
57 SCBA Equipment	2,827	10,567	22,500	11,933	47%
58 Small Tools & Minor Equip	860	16,401	20,400	3,999	80%
59 Fleet Maintenance Software	-	-	12,300	12,300	0%
60 Hazmat Disposal & Permits	355	4,163	10,900	6,737	38%

**North County Fire Protection District
Statement of Revenues and Expenses
For Period Ending January 31, 2024**

	January 2024	YTD	FY 24 Final Budget	\$ Budget Variance	% Budget Variance	
61	EMS Equipment	-	575	9,900	9,325	6%
62	Medical Licensing & CERT	-	4,561	8,300	3,739	55%
63	Emer Incident Meals & Misc	107	1,564	8,000	6,436	20%
64	Trauma Intervention Program	-	-	7,700	7,700	0%
65	CERT Program	-	3,421	12,500	9,079	27%
66	Total Operations Expenses	325,352	1,862,532	2,980,730	1,118,198	62%
67	General & Administration Expenses					
68	County Admin Costs	9,311	63,773	235,000	171,227	27%
69	Computer Materials & Service	6,194	76,369	211,600	135,231	36%
70	Professional Services	37,649	169,439	201,000	31,561	84%
71	Legal Services	8,022	56,078	150,000	93,922	37%
72	Professional Development	2,274	63,080	160,100	97,020	39%
73	Formal Education	4,104	49,151	116,000	66,849	42%
74	Physicals & Wellness Program	-	400	83,300	82,900	0%
75	Memberships & Subscriptions	9,506	90,797	65,000	(25,797)	140%
76	Employee Assistance Program	3,495	11,999	25,000	13,001	48%
77	Meetings & Travel	294	2,165	15,700	13,535	14%
78	Training Materials	1,914	5,136	16,600	11,464	31%
79	Labor Negotiations	-	-	15,000	15,000	0%
80	Office Expense	4,412	9,384	13,000	3,616	72%
81	Employee Recognition Program	71	1,522	12,400	10,878	12%
82	LAFCO Assessment Fee	-	13,483	12,000	(1,483)	112%
83	Admin Fees	714	4,795	11,600	6,805	41%
84	Rents & Lease Equipment	804	4,256	8,900	4,644	48%
85	Advertising & Legal Notices	120	120	8,000	7,880	2%
86	Personnel Recruitment	3,067	16,686	7,400	(9,286)	225%
87	Community Relations	-	2,172	6,900	4,729	31%
88	Total General & Admin Expenses	91,951	640,804	1,374,500	733,696	47%
89	TOTAL EXPENSE FROM OPERATIONS	1,211,453	12,950,881	24,133,760	2,608,805	54%
90	NET REVENUE / (EXPENSE) BEFORE CAPITAL	\$ 2,928,306	\$ 3,714,107	\$ 1,179,740	\$ 6,039,706	
91	Capital					
92	Capital Reserve Account			1,042,700		
93	Capital - Facilities	249,470	640,209	3,634,900	2,994,691	18%
94	Capital - Apparatus	975,257	1,063,635	1,436,000	372,365	74%
95	Capital - Equipment	-	316,790	528,000	211,210	60%
96	Capital - Vehicle	2,448	6,246	190,000	183,754	3%
97	Debt Service - Facilities	-	88,596	368,850	280,254	24%
98	Debt Service - Apparatus	-	-	-	-	0%
99	Debt Service - Equipment	-	-	-	-	0%
100	Total Capital	1,227,175	2,115,476	7,200,450	4,042,274	29%
101	TOTAL EXPENSE FROM CAPITAL	1,227,175	2,115,476	7,200,450	4,042,274	29%
102	NET REVENUE / (EXPENSE)	\$ 1,701,131	\$ 1,598,631	\$ (6,020,710)	\$ 1,997,433	

**NORTH COUNTY FIRE PROTECTION DISTRICT
COST RECOVERY FY 2023/2024**

<u>Month</u>	<u>Billed</u>	<u>Collected</u>	<u>YTD % Collected</u>	<u>Billing Fees</u>	<u>Net Revenue 23/24</u>	<u>Net Revenue 22/23</u>
7/31/2023	5,101.50	4,465.50	87.53%	893.10	3,572.40	8,375.33
8/31/2023	5,177.00	5,055.75	97.66%	1,011.15	4,044.60	8,433.50
9/30/2023	4,340.00	4,056.00	93.46%	811.20	3,244.80	6,075.43
10/31/2023	5,638.00	4,949.79	87.79%	989.96	3,959.83	6,634.40
11/30/2023	5,800.00	5,146.46	88.73%	1,029.29	4,117.17	4,307.60
12/31/2023	8,651.13	8,245.24	95.31%	1,649.05	6,596.19	5,941.28
1/31/2024	11,230.00	8,472.47	75.44%	1,694.49	6,777.98	6,760.80
2/29/2024			#DIV/0!	-	-	4,793.57
3/31/2024			#DIV/0!	-	-	7,890.81
4/30/2024			#DIV/0!	-	-	7,029.80
5/31/2024			#DIV/0!	-	-	5,589.83
6/30/2024			#DIV/0!	-	-	4,314.19
TOTAL:	45,937.63	40,391.21	87.93%	8,078.24	32,312.97	46,528.34
					Net Rev Increase	-30.55%

**NORTH COUNTY FIRE PROTECTION DISTRICT
AMBULANCE REVENUE FY 2023-2024**

<u>MONTH</u>	<u>BILLED</u>	<u>CONTRACTUAL WRITE DOWNS</u>	<u>TOTAL</u>		<u>AR</u>	<u>WRITE-OFFS</u>	<u>REFUNDS</u>	<u>ADJ AR</u>	<u>DEPOSITS RECIEVED</u>	<u>BILLING FEES</u>	<u>FY 23-24</u>		<u>FY 22-23</u>	
			<u>AR</u>	<u>AR</u>							<u>NET REVENUE</u>	<u>NET REVENUE</u>		
7/31/2023	1,285,190.10	740,497.35	544,692.75	342,706.66	-	-	544,692.75	467,902.28	21,055.60	446,846.68	269,197.56			
8/31/2023	1,277,664.63	787,717.37	489,947.26	192,579.06	543,542.46	14,980.18	(68,575.38)	404,079.53	17,509.47	386,570.06	260,595.63			
9/30/2023	1,158,959.26	651,212.54	507,746.72	454,742.29	159,393.84	11,119.28	337,233.60	406,550.52	15,777.71	390,772.81	244,935.14			
10/31/2023	1,390,733.62	774,618.55	616,115.07	394,075.28	55,977.01	-	560,138.06	423,387.54	16,871.22	406,516.32	270,893.22			
11/30/2023	1,228,431.79	728,220.65	500,211.14	471,664.12	131,053.52	1,580.07	367,577.55	347,826.97	13,797.70	334,029.27	295,927.72			
12/31/2023	1,295,765.16	740,684.61	555,080.55	337,309.48	95,601.93	2,463.43	457,015.19	354,673.40	13,769.49	340,903.91	288,294.79			
1/31/2024	1,234,615.59	765,892.20	468,723.39	448,712.80	105,398.41	8,429.56	354,895.42	420,090.28	16,283.71	403,806.57	257,551.37			
2/29/2024			-	458,650.13			-				286,639.68			
3/31/2024			-	479,384.80			-				367,267.70			
4/30/2024			-	512,380.19			-				296,715.94			
5/31/2024			-	446,596.47			-				340,698.45			
6/30/2024			-	609,980.85			-				333,898.47			
TOTAL:	8,871,360.15	5,188,843.27	3,682,516.88	2,641,789.69	1,090,967.17	38,572.52	2,552,977.19	2,824,510.52	115,064.90	2,709,445.62	1,887,395.43	New Rev. Change	43.55%	

Report Criteria:

Report type: Summary
 Check.Type = {<->} "Adjustment"
 Check.Check issue date = 01/01/2024-01/31/2024

GL Period	Check Issue Date	Check Number	Vendor Number	Payee	Check GL Account	Amount
01/24	01/02/2024	67186	200	All-Star Fire Equipment	01-000-000-2000	4,063.60
01/24	01/02/2024	67187	380	AT&T	01-000-000-2000	2,320.23
01/24	01/02/2024	67188	410	AUTO ZONE	01-000-000-2000	36.61
01/24	01/02/2024	67189	4810	BAUER COMPRESSORS INC	01-000-000-2000	2,827.19
01/24	01/02/2024	67190	540	BESTWAY LAUNDRY SOLUTIONS	01-000-000-2000	468.00
01/24	01/02/2024	67191	910	CERTAPRO PAINTERS OF NORTH SAN DIEGO	01-000-000-2000	2,750.00
01/24	01/02/2024	67192	4290	CHARTER COMMUNICATIONS	01-000-000-2000	107.98
01/24	01/02/2024	67193	1010	COUNTY OF SAN DIEGO - RCS	01-000-000-2000	5,935.50
01/24	01/02/2024	67194	1140	CSDA	01-000-000-2000	9,275.00
01/24	01/02/2024	67195	1190	D&W CONSULTING	01-000-000-2000	3,928.00
01/24	01/02/2024	67196	1500	ERICKSON-HALL CONSTRUCTION	01-000-000-2000	24,095.00
01/24	01/02/2024	67197	1640	FALLBROOK OIL COMPANY	01-000-000-2000	3,479.89
01/24	01/02/2024	67198	1650	Fallbrook Overhead Doors and Entry Gates	01-000-000-2000	200.00
01/24	01/02/2024	67199	2150	HI-TECH E.V.S. INC.	01-000-000-2000	266.52
01/24	01/02/2024	67200	4803	HOCH CONSULTING	01-000-000-2000	4,634.50
01/24	01/02/2024	67201	2300	JIM'S SIGN SHOP	01-000-000-2000	1,279.45
01/24	01/02/2024	67202	4844	KOSMONT REALTY	01-000-000-2000	1,547.00
01/24	01/02/2024	67203	2520	L.N. CURTIS & SONS	01-000-000-2000	247.83
01/24	01/02/2024	67204	2530	LAWSON PRODUCTS INC.	01-000-000-2000	36.86
01/24	01/02/2024	67205	2670	LineGear	01-000-000-2000	3,824.05
01/24	01/02/2024	67206	1540	NAPA AUTO PARTS	01-000-000-2000	42.54
01/24	01/02/2024	67207	3200	O'Reilly Auto Parts	01-000-000-2000	309.04
01/24	01/02/2024	67208	3400	POSTAL ANNEX #25	01-000-000-2000	313.35
01/24	01/02/2024	67209	2050	PTW Insurance Services	01-000-000-2000	1,143.00
01/24	01/02/2024	67210	4838	PW ELECTRIC INC	01-000-000-2000	2,600.00
01/24	01/02/2024	67211	3490	RAINBOW MUNICIPAL WATER DIST	01-000-000-2000	220.35
01/24	01/02/2024	67212	630	ROTARY CLUB OF BONSALL	01-000-000-2000	103.18
01/24	01/02/2024	67213	3720	SAFETY-KLEEN CORP	01-000-000-2000	291.13
01/24	01/02/2024	67214	3830	SAN DIEGO COUNTY VECTOR CONTROL PROGRA	01-000-000-2000	63.70
01/24	01/02/2024	67215	4843	SEPTIC SOLUTIONS	01-000-000-2000	150.00
01/24	01/02/2024	67216	4010	SOUTH COAST EMERGENCY VEHICLE SERV	01-000-000-2000	403.09
01/24	01/02/2024	67217	60	Sterling	01-000-000-2000	156.75
01/24	01/02/2024	67218	4170	SUNSHINE WATER SOFTENERS & MORE	01-000-000-2000	315.50
01/24	01/02/2024	67219	4240	TELEFLEX	01-000-000-2000	2,493.75
01/24	01/02/2024	67220	4700	WITMER PUBLIC SAFETY GROUP INC.	01-000-000-2000	372.28
01/24	01/02/2024	67221	4710	Wittman Enterprises LLC	01-000-000-2000	13,797.70
01/24	01/02/2024	67222	4740	XEROX - PASADENA	01-000-000-2000	488.26
01/24	01/13/2024	67223	110	Advanced Communication Systems INC.	01-000-000-2000	664.41
01/24	01/13/2024	67224	720	Burke Williams & Sorensen LLP	01-000-000-2000	8,021.50
01/24	01/13/2024	67225	860	CASELLE INC.	01-000-000-2000	2,939.00
01/24	01/13/2024	67226	1200	D.F. Cleaning Service	01-000-000-2000	470.00
01/24	01/13/2024	67227	1340	DIRECTV	01-000-000-2000	190.23
01/24	01/13/2024	67228	1640	FALLBROOK OIL COMPANY	01-000-000-2000	5,308.63
01/24	01/13/2024	67229	1680	FALLBROOK PUBLIC UTILITY DISTRICT	01-000-000-2000	1,229.07
01/24	01/13/2024	67230	1420	FRMS	01-000-000-2000	9,338.14
01/24	01/13/2024	67231	4834	HOWELLS GOVERNMENT RELATIONS	01-000-000-2000	7,500.00
01/24	01/13/2024	67232	2530	LAWSON PRODUCTS INC.	01-000-000-2000	80.24
01/24	01/13/2024	67233	2610	LIFE-ASSIST INC	01-000-000-2000	907.62
01/24	01/13/2024	67234	2960	MOTOROLA	01-000-000-2000	823.90
01/24	01/13/2024	67235	3290	PARKHOUSE TIRE INC.	01-000-000-2000	1,983.48
01/24	01/13/2024	67236	3430	PROPANE WEST COAST	01-000-000-2000	437.41
01/24	01/13/2024	67237	3490	RAINBOW MUNICIPAL WATER DIST	01-000-000-2000	1,009.89

M = Manual Check, V = Void Check

GL Period	Check Issue Date	Check Number	Vendor Number	Payee	Check GL Account	Amount
01/24	01/13/2024	67238	3530	Reeder Media	01-000-000-2000	120.00
01/24	01/13/2024	67239	3870	SDCFCA-EMS SECTION	01-000-000-2000	50.00
01/24	01/13/2024	67240	4816	TELACU CONSTRUCTION MANAGEMENT	01-000-000-2000	20,381.30
01/24	01/13/2024	67241	4250	THE COUNSELING TEAM	01-000-000-2000	380.00
01/24	01/13/2024	67242	4260	THE STANDARD	01-000-000-2000	551.00
01/24	01/13/2024	67243	4845	UNITED TRANSMISSION EXCHANGE	01-000-000-2000	4,721.63
01/24	01/13/2024	67244	4520	VERIZON WIRELESS	01-000-000-2000	38.01
01/24	01/13/2024	67245	4720	World Landscape	01-000-000-2000	350.00
01/24	01/25/2024	67246	380	AT&T	01-000-000-2000	58.86
01/24	01/25/2024	67247	4290	CHARTER COMMUNICATIONS	01-000-000-2000	1,855.26
01/24	01/25/2024	67248	1010	COUNTY OF SAN DIEGO - RCS	01-000-000-2000	11,871.00
01/24	01/25/2024	67249	1240	DCS Testing & Equipment INC	01-000-000-2000	7,976.40
01/24	01/25/2024	67250	1430	EIDE BAILLY	01-000-000-2000	3,134.90
01/24	01/25/2024	67251	1500	ERICKSON-HALL CONSTRUCTION	01-000-000-2000	1,105.89
01/24	01/25/2024	67252	1640	FALLBROOK OIL COMPANY	01-000-000-2000	4,737.38
01/24	01/25/2024	67253	1650	Fallbrook Overhead Doors and Entry Gates	01-000-000-2000	335.00
01/24	01/25/2024	67254	1660	FALLBROOK PRINTING CORP.	01-000-000-2000	2,535.01
01/24	01/25/2024	67255	1790	FIRST ALARM WELLNESS	01-000-000-2000	2,925.00
01/24	01/25/2024	67256	1850	Fowler Pest Control	01-000-000-2000	1,578.00
01/24	01/25/2024	67257	1860	FOWLER PLUMBING	01-000-000-2000	660.00
01/24	01/25/2024	67258	4807	GREENWAY IRRIGATION LAWN AND LANDSCAPE	01-000-000-2000	29,855.00
01/24	01/25/2024	67259	4807	GREENWAY IRRIGATION LAWN AND LANDSCAPE	01-000-000-2000	4,675.00
01/24	01/25/2024	67260	4807	GREENWAY IRRIGATION LAWN AND LANDSCAPE	01-000-000-2000	1,935.00
01/24	01/25/2024	67261	4803	HOCH CONSULTING	01-000-000-2000	12,810.00
01/24	01/25/2024	67262	4834	HOWELLS GOVERNMENT RELATIONS	01-000-000-2000	7,500.00
01/24	01/25/2024	67263	2230	INTERSTATE BATTERY OF SD	01-000-000-2000	586.36
01/24	01/25/2024	67264	2400	KEN GRODY FORD CARLSBAD	01-000-000-2000	1,551.31
01/24	01/25/2024	67265	4844	KOSMONT REALTY	01-000-000-2000	273.00
01/24	01/25/2024	67266	2540	LEGAL SHIELD	01-000-000-2000	390.80
01/24	01/25/2024	67267	2960	MOTOROLA	01-000-000-2000	12,151.88
01/24	01/25/2024	67268	1540	NAPA AUTO PARTS	01-000-000-2000	430.91
01/24	01/25/2024	67269	3200	O'Reilly Auto Parts	01-000-000-2000	628.99
01/24	01/25/2024	67270	3270	Palomar Health	01-000-000-2000	1,799.00
01/24	01/25/2024	67271	3430	PROPANE WEST COAST	01-000-000-2000	303.03
01/24	01/25/2024	67272	4812	PSYCHOLOGY 360 INC.	01-000-000-2000	3,000.00
01/24	01/25/2024	67273	4838	PW ELECTRIC INC	01-000-000-2000	726.00
01/24	01/25/2024	67274	3490	RAINBOW MUNICIPAL WATER DIST	01-000-000-2000	1,034.20
01/24	01/25/2024	67275	4846	RINCON CONSULTANTS INC	01-000-000-2000	2,599.00
01/24	01/25/2024	67276	3660	RUSTY WALLIS INC	01-000-000-2000	162.00
01/24	01/25/2024	67277	3690	S&R TOWING	01-000-000-2000	1,625.00
01/24	01/25/2024	67278	4843	SEPTIC SOLUTIONS	01-000-000-2000	740.00
01/24	01/25/2024	67279	4010	SOUTH COAST EMERGENCY VEHICLE SERV	01-000-000-2000	2,055.74
01/24	01/25/2024	67280	60	Sterling	01-000-000-2000	313.50
01/24	01/25/2024	67281	4170	SUNSHINE WATER SOFTENERS & MORE	01-000-000-2000	503.00
01/24	01/25/2024	67282	4210	Sylvester Roofing Co INC.	01-000-000-2000	250.00
01/24	01/25/2024	67283	4250	THE COUNSELING TEAM	01-000-000-2000	190.00
01/24	01/25/2024	67284	4847	THE DRIVING COMPANY INC	01-000-000-2000	2,139.00
01/24	01/25/2024	67285	4510	VELOCITY TRUCK CENTERS	01-000-000-2000	1,346.37
01/24	01/25/2024	67286	4510	Velocity Truck Centers	01-000-000-2000	487.49
01/24	01/25/2024	67287	4740	XEROX - PASADENA	01-000-000-2000	516.84
01/24	01/29/2024	67288	3520	REED FAMILY ENTERPRISES INC	01-000-000-2000	201,288.77
Grand Totals:						<u>494,722.18</u>

Summary by General Ledger Account Number

M = Manual Check, V = Void Check

GL Account	Debit	Credit	Proof
01-000-000-2000	.00	494,722.18-	494,722.18-
01-000-000-2035	1,694.00	.00	1,694.00
01-000-000-2044	390.80	.00	390.80
01-101-000-5550	9,275.00	.00	9,275.00
01-101-000-5581	8,021.50	.00	8,021.50
01-101-000-5590	120.00	.00	120.00
01-102-000-5081	9,338.14	.00	9,338.14
01-102-000-5140	3,495.00	.00	3,495.00
01-102-000-5160	3,000.00	.00	3,000.00
01-102-000-5200	13,797.70	.00	13,797.70
01-102-000-5245	48,108.73	.00	48,108.73
01-102-000-5270	2,886.99	.00	2,886.99
01-102-000-5271	606.52	.00	606.52
01-102-000-5273	740.44	.00	740.44
01-102-000-5340	4,902.24	.00	4,902.24
01-102-000-5510	803.76	.00	803.76
01-102-000-5550	103.18	.00	103.18
01-102-000-5575	3,365.20	.00	3,365.20
01-102-000-5580	37,399.40	.00	37,399.40
01-103-000-5240	3,928.00	.00	3,928.00
01-104-000-5320	7,976.40	.00	7,976.40
01-104-000-5325	2,827.19	.00	2,827.19
01-104-000-5330	4,683.71	.00	4,683.71
01-104-000-5350	503.00	.00	503.00
01-105-000-5175	2,269.25	.00	2,269.25
01-105-000-5320	3,401.37	.00	3,401.37
01-105-000-5550	50.00	.00	50.00
01-107-000-5274	2,607.33	.00	2,607.33
01-107-000-5320	15,975.93	.00	15,975.93
01-107-000-5335	19,294.81	.00	19,294.81
01-108-000-5220	13,806.40	.00	13,806.40
01-108-000-5320	11,039.77	.00	11,039.77
01-108-000-5335	5,096.63	.00	5,096.63
01-108-000-5360	354.83	.00	354.83
01-109-000-5532	2,139.00	.00	2,139.00
01-109-000-5536	1,250.00	.00	1,250.00
01-200-000-7001	249,469.96	.00	249,469.96
Grand Totals:	494,722.18	494,722.18-	.00

Report Criteria:

Report type: Summary
 Check.Type = {<->} "Adjustment"
 Check.Check issue date = 01/01/2024-01/31/2024

NORTH COUNTY FIRE PROTECTION DISTRICT

Tax Apportionments FY 23-24

DATE	APP #	GROSS	REFUNDS & ADJUSTMENTS	COUNTY ADMIN COSTS	FY 23/24 NET	FY 23/24 RUNNING	FY 22/23 NET	FY 22/23 RUNNING
8/8/2023	1	313,272.43	1,293.92	669.68	311,308.83	311,308.83	259,243.84	259,243.84
9/5/2023	2	116,495.20	432.52	2,449.51	113,613.17	424,922.00	119,547.03	378,790.87
10/10/2023	3	274,233.89	26,617.85	1,965.64	245,650.40	670,572.40	271,608.18	650,399.05
11/14/2023	4	845,729.19	16,451.63	9,286.80	819,990.76	1,490,563.16	808,729.23	1,459,128.28
12/12/2023	5	6,648,935.67	21,210.81	4,170.78	6,623,554.08	8,114,117.24	6,115,360.30	7,574,488.58
1/16/2023	6	3,036,187.88	20,568.70	4,447.43	3,011,171.75	11,125,288.99	2,999,456.99	10,573,945.57
2/13/2023	7				-	11,125,288.99	696,903.82	11,270,849.39
3/19/2023	8				-	11,125,288.99	476,472.49	11,747,321.88
4/16/2023	9				-	11,125,288.99	5,642,191.95	17,389,513.83
5/14/2023	10				-	11,125,288.99	1,145,898.51	18,535,412.34
6/18/2023	11				-	11,125,288.99	416,621.01	18,952,033.35
7/19/2023	12				-	11,125,288.99	116,717.17	19,068,750.52
TOTAL YTD		11,234,854.26	86,575.43	22,989.84	11,125,288.99	11,125,288.99	10,573,945.57	10,573,945.57
							Net Rev Increase	
							11,148,278.83	
							5.21%	

**North County Fire Protection District
 Monthly Investment Report
 as of January 31, 2024
 (Unaudited)**

District Cash & Investments		Interest
01-000-000-1010	County of San Diego/General Fund - FBK	\$ 2,534,366 1.00%
01-000-000-1011	Pacific Western Bank/Accounts Receivable	451,784 0.00%
01-000-000-1012	First National/Payroll	203,323 0.35%
01-000-000-1013	Bank of America/PASIS	92,081 0.01%
01-000-000-1014	Local Agency Investment Fund	46,873 3.92%
01-000-000-1015	First National/Benefit Fund	388,816 0.35%
01-000-000-1016	First National/Accounts Receivable	589,164 0.35%
01-000-000-1017	First National/Accounts Payable	187,538 0.35%
01-000-000-1130	Workers' Comp JPA	488,768 0.87%
01-000-000-1020	California Cooperative Liquid Assets Securities System (CLASS)	7,897,075 6.50%
01-200-000-1010	County of San Diego/Capital Reserve	421,350 1.00%
11-000-000-1010	County of San Diego/General Fund - RNBW	2,366,875 1.00%
35-000-000-1010	County of San Diego/Fire Mitigation Fund - FBK	2,294,019 1.00%
36-000-000-1010	County of San Diego/Fire Mitigation Fund - RNBW	4,269 1.00%
Total District Cash & Investments		\$ 17,966,298

Page Intentionally Blank



NORTH COUNTY FIRE PROTECTION DISTRICT

OPERATIONS
ROUTINE OPERATIONS

SECTION 432.06
FEBRUARY 27, 2024~~FEBRUARY 4,~~
~~2010~~

EMPLOYEE HEALTH ~~POLICY AND PROCEDURE MANUAL~~
ACCIDENT REVIEW

PAGE 1 OF 7

1.0. **PURPOSE:**

1.1. The purpose of this Policy is to prevent accidents in order to reduce Injury to personnel, loss ~~to of~~ property, ~~and injury to personnel~~ and promote a safe working environment by creating safe working practices.

2.0. **POLICY:**

2.1. It is the policy of this District~~department~~ to investigate any vehicle accident as well as any other accident causing bodily injury and ~~/~~-or lost time.

3.0. **PROCEDURES:**

3.1. For vehicle accident reporting procedures, refer to the ~~Vehicle Accident Policy~~Vehicle Accident Policy.

3.2. For industrial injury reporting procedures, refer to the ~~Industrial Injury Policy~~Industrial Injury Policy.

~~3.3.~~ **COMMITTEE ORGANIZATION:** The Committee shall be comprised of the members of the Health and Safety Committee. (Refer to the ~~Health and Safety Committee Policy~~Health and Safety Committee Policy for a description of its functions.) The ~~Operations Training Officer~~ shall chair the Committee. In his or her ~~absence~~, absence, ~~the~~ any Chief Officer ~~Training Officer~~ may chair the committee.

3.3.

3.4. **Accident Review Process:** The Committee shall review accident reports, written statements of the employees involved, statements of witnesses, the Accident Investigator's opinions, conclusions and all other available evidence. ~~The vehicle operator shall may be required to attend the review in order to communicate his/her submitted documentation while answering questions of the review panel. The Operations Chief/Training Officer may at his/her discretion require other members involved with the vehicle accident to attend the review. The Committee~~ will then make ~~conclusions~~ as to the degree of responsibility of the employees involved.

3.4.1. **Minor Vehicle Accidents and Industrial Injuries:**

3.4.1.1. Accidents involving minor damage to District vehicles or property, or minor damage to public or private property (less than \$10,000.00), ~~may be reviewed on a quarterly basis~~within one (1) month will be



NORTH COUNTY FIRE PROTECTION DISTRICT

OPERATIONS
ROUTINE OPERATIONS

SECTION 432.06
FEBRUARY 27, 2024~~FEBRUARY 4,~~
2010

EMPLOYEE HEALTH
~~POLICY AND PROCEDURE MANUAL~~
ACCIDENT REVIEW

PAGE 2 OF 7

reviewed at the following Health and Safety Meeting or as soon practical of following the occurrence.

3.4.1.2. For employee fatalities, refer to the ~~Line of Duty Death Policy~~Line of Duty Death Policy.

3.4.1.2.1. In order to review this type of accident, a minimum of three members shall be present, which must include:

- 3.4.1.2.1.1. One (1) Chief Officer,
- ~~3.4.1.2.1.2. One Two (12) Captains, and~~
- ~~3.4.1.2.1.3. The Training Officer.~~

3.4.2. MAJOR VEHICLE ACCIDENTS:

3.4.2.1. Accidents involving major damage to District vehicles or property, major damage to public or private property, (equal to or more than \$10,000.00) or any accident involving bodily injury is classified as a major accident. This type of accident must be reviewed within one (1) month of occurrence.

3.4.2.2. ~~For such accidents the review committee shall consist of all of the aforementioned members plus: one CHP traffic investigator and one member from the maintenance facility.~~

3.4.2.3. Additional members may be assigned from the Health and Safety Committee at the discretion of the Operations Chief.

3.4.3. REVIEW COMMITTEE CONSENSUS:

3.4.3.1. For minor accidents and industrial injuries, a minimum of three Committee members will review the evidence and reach consensus on classifying the accident.

3.4.3.2. For major accidents, the Committee by agreement of at least four (4) members shall classify the employee's responsibility into one or more of the five (5) categories listed below in section 3.5.

3.4.3.3. If at least four (4) members of the Committee are unable to agree upon a classification responsibility of the vehicle operator, the Committee chairperson shall vote to break an impasse.

~~3.4.3.4. The Accident Review Committee may utilize the Accident Evaluation Guide as an aid in determining responsibility.~~



NORTH COUNTY FIRE PROTECTION DISTRICT

OPERATIONS
ROUTINE OPERATIONS

SECTION 432.06
FEBRUARY 27, 2024~~FEBRUARY 4,~~
2010

EMPLOYEE HEALTH POLICY AND PROCEDURE MANUAL
ACCIDENT REVIEW

PAGE 3 OF 7

3.4.4. COMMITTEE FINDINGS:

3.4.4.1. The Accident Review Committee will complete an “~~Accident Committee Findings Report~~Accident Committee Findings Report” report for all incidents, which will be reviewed by the ~~operator and~~ Operations Chief and referred for appropriate action.

3.4.4.2. Additionally, any accident classified as a Category ‘C’ may be addressed with a PAC, or may shall be considered serious enough to warrant an “~~Notice of Improvement Needed~~EDP” form, which will be completed by ~~the Operations Chief and an “Individual Development Plan”~~ will be completed by the employee’s immediate supervisor. A committee member shall communicate with the employee’s direct supervisor to articulate the rationale behind the findings and to maximize learning derived from the outcome. Findings for such accidents shall remain in the employee’s personnel file for three (3) years.

~~3.4.4.3. Any accident classified as a Category ‘D’ or ‘E’, is serious enough to warrant potential discipline. Findings for such accidents will be referred back to the Operations Chief for review and determination of appropriate action.~~Any accident classified as a Category ‘D’ or ‘E’, is serious enough to warrant a “Notice of Unsatisfactory Work Performance” form and an “Individual Development PlanEDP.” Findings for such accidents shall remain in the employees personnel file as discussed in the Personnel Files Policy.

3.4.4.3. .

3.5. CLASSIFICATION: Findings may fall into one of five levels, with one or more subcategories possible (i.e. C-1 and C-2).

A. Unable to Fix Responsibility. This finding is self-explanatory and requires no further action other than completion of a “Accident Committee Findings” Report.

B. Excusable. This finding may be subcategorized (as listed below) and requires no further action other than completion of a “Accident Committee Findings” Report.

1. Aware of the impending hazard, alert to its natural consequences and skillful in minimizing the effect of the accident.



NORTH COUNTY FIRE PROTECTION DISTRICT

OPERATIONS
ROUTINE OPERATIONS

SECTION 432.06
FEBRUARY 27, 2024~~FEBRUARY 4,~~
2010

EMPLOYEE HEALTH
POLICY AND PROCEDURE MANUAL
ACCIDENT REVIEW

PAGE 4 OF 7

2. Not at fault from the standpoint of exercising ordinary operation skill.
3. Wearing all appropriate PPE (if applicable).
4. Operating during conditions under which the accident was excusable.
5. Legally parked or standing (if applicable).

C. Preventable and Undesirable Judgement. This finding may be subcategorized (as listed below) requires additional documentation, as noted in Section 3.4.4 above.

1. Exercising questionable judgment.
2. Not alert or failed to exercise ordinary skill in avoiding the accident.
3. Failing to anticipate hazards of which he/she should have been aware.
4. Deviating from general safety principles.

D. Negligent, but not reckless: This finding may be subcategorized (as listed below) requires additional documentation, as noted in Section 3.4.4 above.

1. Aware of impending hazard but assumed other party would yield.
2. Aware of impending hazard and could have averted same but not legally required to do so.
3. Failed to display consideration for the welfare of others.
4. Negligent although not amounting to recklessness.

E. Violation of Law or Policy: This finding requires documentation, as noted in Section 3.4.4 above, and meets the following definition: "Acting in violation of a statutory provision or Department policy relating to the situation at the time of the accident or immediately prior thereto, even though the other party could have avoided its occurrence by being more alert or skilled; and the facts established that the employee has manifested a lack of due caution; or was utterly heedless of traffic laws or Departmental policies and rules and regulations."

3.5.1. **UNABLE TO FIX RESPONSIBILITY:** This finding is self-explanatory and requires no further action other than completion of an "Accident Committee Findings" Report.



NORTH COUNTY FIRE PROTECTION DISTRICT

OPERATIONS
ROUTINE OPERATIONS

SECTION 432.06
FEBRUARY 27, 2024~~FEBRUARY 4,~~
2010

EMPLOYEE HEALTH
POLICY AND PROCEDURE MANUAL
ACCIDENT REVIEW

PAGE 5 OF 7

3.5.2. EXCUSABLE:

- ~~3.5.2.1. This finding may be subcategorized (as listed below) and requires no further action other than completion of an "Accident Committee Findings" Report.~~
- ~~3.5.2.2. Aware of the impending hazard, alert to its natural consequences and skillful in minimizing the effect of the accident.~~
- ~~3.5.2.3. Not at fault from the standpoint of exercising ordinary operation skill.~~
- ~~3.5.2.4. Wearing all appropriate PPE (if applicable).~~
- ~~3.5.2.5. Operating during conditions under which the accident was excusable.~~
- ~~3.5.2.6. Legally parked or standing (if applicable).~~

3.5.3. PREVENTABLE AND UNDESIRABLE JUDGMENT: This finding may be subcategorized (as listed below) requires additional documentation, as noted above in Section 3.4.4.

- ~~3.5.3.1. Exercising questionable judgment.~~
- ~~3.5.3.2. Not alert or failed to exercise ordinary skill in avoiding the accident.~~
- ~~3.5.3.3. Failing to anticipate hazards of which he/she should have been aware.~~
- ~~3.5.3.4. Deviating from general safety principles.~~

3.5.4. NEGLIGENT, BUT NOT RECKLESS:

- ~~3.5.4.1. This finding may be subcategorized (as listed below) requires additional documentation, as noted above in Section 3.4.4.~~
- ~~3.5.4.2. Aware of impending hazard but assumed other party would yield.~~
- ~~3.5.4.3. Aware of impending hazard and could have averted same but not legally required to do so.~~
- ~~3.5.4.4. Failed to display consideration for the welfare of others.~~
- ~~3.5.4.5. Negligent although not amounting to recklessness.~~

3.5.5. VIOLATION OF LAW OR POLICY: This finding requires documentation, as noted in Section 3.4.4. above, and meets the following definition: "Acting in violation of a statutory provision or Department policy relating to the situation at the time of the accident or immediately prior thereto, even though the other party could have avoided its occurrence by being more alert or skilled; and the facts established that the employee has manifested



NORTH COUNTY FIRE PROTECTION DISTRICT

OPERATIONS
ROUTINE OPERATIONS

SECTION 432.06
FEBRUARY 27, 2024~~FEBRUARY 4,~~
~~2010~~

EMPLOYEE HEALTH
POLICY AND PROCEDURE MANUAL
ACCIDENT REVIEW

PAGE 6 OF 7

~~a lack of due caution; or was utterly heedless of traffic laws or Departmental policies and rules and regulations.”~~

3.6. **FINAL ACTION:**

~~3.7.3.6.1.~~ 3.6.1. The Operations Chief will review the accident report, written findings, evidence, recommendations from the Accident Review Committee and the employees past accident history and initiate action as necessary. ~~Should the Operations Chief's decision lead to a non-disciplinary course of action, the employee's direct supervisor will discuss the findings with the employee. Conversely, if the decision entails disciplinary action, the established disciplinary process outlined in the Discipline Policy will be followed. All pertinent documentation of personnel actions will be executed and filed in compliance with Section 3.4.4. These findings and final decision will be reviewed with the employee by the Operations Chief. All personnel action documentation will be completed and filed in accordance with Section 3.4.4.~~ Final action may include one or more of the following:

~~3.7.1.3.6.1.1.~~ 3.6.1.1. Alter or repair equipment involved.

~~3.7.2.3.6.1.2.~~ 3.6.1.2. Alter Operational Procedures (if necessary).

~~3.7.3.3.6.1.3.~~ 3.6.1.3. No ~~penalty or action to be~~ taken.

~~3.7.4.3.6.1.4.~~ 3.6.1.4. ~~More Additional~~ training in the operation of the equipment ~~or Traffic Safety School.~~

~~3.7.5.3.6.1.5.~~ 3.6.1.5. ~~Coaching, and counseling~~counseling, or Disciplined discipline as appropriate. ~~(from oral reprimand through dismissal).~~



NORTH COUNTY FIRE PROTECTION DISTRICT

OPERATIONS
ROUTINE OPERATIONS

SECTION 432.06
FEBRUARY 27, 2024~~FEBRUARY 4,~~
~~2010~~

EMPLOYEE HEALTH POLICY AND PROCEDURE MANUAL
ACCIDENT REVIEW

PAGE 7 OF 7

4.0. **REFERENCES:**

4.1. None.

5.0. **RELATED POLICIES/FORMS:**

5.1. **POLICIES:**

- 5.1.1. ~~Discipline Policy~~Discipline Policy;
- 5.1.2. ~~Health and Safety Committee Policy~~Health and Safety Committee Policy;
- 5.1.3. ~~Industrial Injury Policy~~Industrial Injury Policy;
- 5.1.4. ~~Line of Duty Death Policy~~Line of Duty Death Policy;
- ~~5.1.5. Personnel Files Policy.~~
- 5.1.5. Personnel Files Policy.
- 5.1.6. ~~Vehicle Accident Policy~~Vehicle Accident Policy.

5.2. **FORMS:**

- 5.2.1. ~~Accident Committee Findings Report~~Accident Committee Findings Report
- ~~5.2.2. Employee Individual Development Plan~~Development Plan;
- ~~5.2.3. Notice of Improvement Needed;~~
- ~~5.2.4.~~5.2.2. Notice of Unsatisfactory Work Performance.

LAST REVIEW:	04-18-14	02-04-10	01-25-08			L/M Review:	
LAST UPDATE:		02-04-10	01-25-08				
FC/BOD APPROVAL:		02-04-19	01-25-08				
TRACKER:	432.06	February 27, 2024 - Regular Board Meeting					029



NORTH COUNTY FIRE PROTECTION DISTRICT

POLICY AND PROCEDURE MANUAL

OPERATIONS
EMERGENCY OPERATIONS
RESPONSE

SECTION 427.02
~~JANUARY 22, 2019~~
FEBRUARY 27, 2024
PAGE 1 OF 7

RESPONSE

1.0. **PURPOSE:**

- 1.1. To establish policy and procedure for response of vehicles to emergency and non-emergency calls for service. To establish response standards for personnel and apparatus. To establish standards for station coverage.

2.0. **POLICY:**

- 2.1. All safety members of the Department shall have a thorough knowledge and understanding of the provisions found in §§ 21055, 21056 and 21806 of the California Vehicle Code, and the Ambulance Driver's Handbook issued by the California Highway Patrol.
- 2.2. It shall be the responsibility of the Fire Department Officers and Drivers to exercise sound judgment in the application of the privileges accorded in § 21055 of the California State Vehicle Code. Any action that could be interpreted as an "arbitrary exercise of privilege" must be avoided. For general information on apparatus operation. [Refer to the Apparatus Operation Policy.]
- 2.3. In order to respond to a call, an apparatus must be staffed with two (2) personnel. Ancillary support equipment may respond "No Code" with one (1) person.
- 2.4. ~~One "effective response force" (One ALS engine and one ALS ambulance)~~ "Triangular Coverage" will be maintained remain available in the North, ~~ern and South, ern and East areas~~ portions of the District to the greatest extent ~~possible~~ practical.
- 2.5. Apparatus shall be maintained in a response ready condition and shall be presumed to be response ready unless otherwise designated.
- 2.6. The following procedures shall be used by the Department in its daily operations on emergency response, and when responding to automatic aid and mutual aid to assist outside agencies.
- 2.7. If inadequate resources are available to maintain triangular District coverage, utilize Automatic Aid or Mutual Aid move-ups through North Comm. ~~and ensure adequate ambulance coverage.~~
- 2.8. It is the responsibility of Company and Chief Officers to monitor radio traffic ~~in order~~ to ensure that the closest units are responding to a dispatched incident and to attach themselves to a call and/or replace units that may be responding from a further distance.



NORTH COUNTY FIRE PROTECTION DISTRICT

POLICY AND PROCEDURE MANUAL

OPERATIONS
EMERGENCY OPERATIONS
RESPONSE

SECTION 427.02
~~JANUARY 22, 2019~~
FEBRUARY 27, 2024
PAGE 2 OF 7

RESPONSE

3.0. PROCEDURE:

3.1. RESPONSE TO ALARMS, GENERAL: Company Officers shall respond with their companies to such alarms and emergency calls as directed, and when first to arrive, shall assume command and remain in command until relieved or until the incident is mitigated, pursuant to EOM 202.00. The general procedure by which emergency apparatus respond to emergency calls is listed below. Units may initiate immediate response upon determination that they are the unit to be assigned.

3.1.1. Obtain/confirm response information. If response information is unclear, first attempt to obtain response information from other assigned apparatus before contacting Communications (to avoid interruption of pre-arrival instructions).

3.1.2. Don Personal Protective Equipment based upon nature of response.

3.1.3. Company -Officer and/or driver select the shortest and best route to the scene. ~~Check for road blocks~~ Consider traffic delays, time of day, primary and secondary hydrants, etc.

3.1.4. Enroute, maintain radio contact with Communications and other responding units as required. Report a change of conditions or additional information.

3.1.5. For Medical Responses, all units shall respond directly to the scene, unless otherwise indicated or directed. For all other responses (fires, haz mat, etc..) the first-in unit and the Battalion Chief shall respond directly to the scene. All other responding units shall primary stage (preferably one block out in direction of travel and at a water supply).

3.1.6. Upon arrival at the scene, the Company Officer shall begin emergency operations. The first arriving Unit shall notify the Dispatcher promptly of apparent conditions at the scene of the emergency upon arrival. Operations at emergencies shall be conducted in accordance with standard practices, as approved by the Fire Chief, and as established through North Zone procedures. ~~departmental instruction and training sessions in company drills.~~

3.2. RESPONSE DISTRICT:

3.2.1. The North County Fire Protection District's jurisdictional area ~~are~~ is divided into areas around each station, which are referred to as "first-in" districts. Company Officers shall maintain their assigned engine company in service and within



NORTH COUNTY FIRE PROTECTION DISTRICT

POLICY AND PROCEDURE MANUAL

OPERATIONS
EMERGENCY OPERATIONS
RESPONSE

SECTION 427.02
~~JANUARY 22, 2019~~
FEBRUARY 27, 2024
PAGE 3 OF 7

RESPONSE

their assigned first-in district at all times in readiness to respond to an emergency call. Prior to leaving the assigned first in district, companies will coordinate movement with other surrounding stations. ~~At a minimum, one "effective response force" (one ALS engine, one ALS ambulance) shall remain available in the Northern and Southern areas of the District to the greatest extent practical. Triangular District coverage should be maintained.~~ This may require system status management ~~in order~~ to maintain optimal apparatus availability. All out of district activity must be completed as soon as possible with company moving back into their districts without delay. Exceptions to this policy are as follows:

- 3.2.1.1. FUEL: Stations may move to other stations for fuel.
- 3.2.1.2. TRAINING: Companies may move outside their Districts for training approved by the monthly training schedule.
- 3.2.1.3. SUPPLY RUNS: Special deliveries will be made if necessary (recharge of fire extinguishers, oxygen, air emergency supplies, etc.). Engine Companies will not be used for deliveries outside their districts without approval of the Duty Chief.
- 3.2.1.4. SPECIAL ACTIVITIES: Company Officers may move outside the Districts for unscheduled activities with approval of the Duty Chief. (Emergency repairs, special unscheduled training, etc.)

3.3. RESPONSE TIME STANDARDS:

- 3.3.1. TURNOUT TIME: Turnout Time (Reflex Time) is the amount of time that it takes a crew to react after receiving a completed digital response message and then prepare to leave the station. Turnout Times for each station are two (2) minutes from the time of dispatch, ninety percent (90%) of the time for all emergency responses.
- 3.3.2. EXTENDED REFLEX TIME: Extended Reflex Time may result from unavoidable delays. An acceptable extended reflex time (within 3 minutes) will be considered acceptable under the following scenarios:
 - 3.3.2.1. Delayed response due to training/drill status;
 - 3.3.2.2. Change out into another response apparatus (i.e. Brush unit);



NORTH COUNTY FIRE PROTECTION DISTRICT

POLICY AND PROCEDURE MANUAL

OPERATIONS
EMERGENCY OPERATIONS
RESPONSE

SECTION 427.02
~~JANUARY 22, 2019~~
FEBRUARY 27, 2024
PAGE 4 OF 7

RESPONSE

3.3.2.3. Public Service Requests.

3.3.3. **IMMEDIATE NEED STRIKE TEAM:** Five (5) minute Response Time Criteria, to include change-out into another apparatus as prescribed in Policy #403.00. During “Out-Of-Zone” engine company Strike Team an assignment, the addition of a fourth firefighter is allowed as long as the Response Time criteria is adhered to. For “In-Zone” engine company Strike Team assignments, the fourth firefighter can be added only if there is **NO** delay in response. Anytime a fourth firefighter is added to a Strike Team Response, it cannot cause the ambulance drawdown to drop below policy level (See Chief Officer and Apparatus Drawdown Policy).

3.3.4. **PLANNED NEED STRIKE TEAM:** For planned engine company Strike Team assignments it shall be the responsibility of the duty chief receiving the request to ensure the procedures necessary to staff the engine are completed. In this particular call type, the engine may be staffed with a fourth firefighter given availability of safety personnel.

~~3.3.5. RESPONSE TIME STANDARDS:~~

POPULATION DENSITY	FIRST ARRIVING UNIT	ARRIVAL OF AN EFFECTIVE RESPONSE FORCE	PERCENTAGE ACCOMPLISHED
>500	9 minutes	13 minutes	90%
100-500	13 minutes	18 minutes	90%
<500	18 minutes	23 minutes	90%

3.4. DRIVING PROCEDURES:

3.4.1. **ROUTINE DRIVING:** Existing traffic laws shall be obeyed at all times when returning from emergency calls or when on non-emergency assignments. Siren and red lights or the Opticom system shall be used only when responding to an emergency call or at the scene of an emergency.

3.4.2. **“NO CODE” RESPONSE:** All public service requests, special operations and other non-urgent responses are presumed to be No Code, unless otherwise specified by communications. No Code Response implies the response is scheduled, such as an interfacility transport. The use of any emergency lights, siren or Opticom, is not permitted. Members shall drive in accordance with all existing traffic laws.



NORTH COUNTY FIRE PROTECTION DISTRICT

POLICY AND PROCEDURE MANUAL

OPERATIONS
EMERGENCY OPERATIONS
RESPONSE

SECTION 427.02
~~JANUARY 22, 2019~~
FEBRUARY 27, 2024
PAGE 5 OF 7

RESPONSE

- 3.4.3. **Code 2 Response:** Code 2 response requires immediate response without siren or red lights. Code 2 response is utilized only when it is believed that no significant delay in response will occur and the nature of call information received indicates a strong probability that the incident is not of a life-threatening nature. Additionally, explosive and bomb related incidents usually require a Code 2 response, unless otherwise requested by S.D.S.O. When a Code 2 response is utilized and it is subsequently determined that a Code 3 response was indicated, ~~submit an Exception Report to the Duty Chief~~ submit a Ticket thru the NCJPA IT HelpDesk.
- 3.4.4. **FREEWAY RESPONSE:** The use of emergency lights and siren on freeways shall be dictated by the traffic conditions. ~~When the flow of traffic is moving at normal freeway speeds, the use of lights and siren shall be avoided. When freeway speeds have been dramatically reduced, lights and siren may be used to clear traffic.~~
- 3.4.5. **INCOMING UNITS:** It shall be the responsibility of the first arriving officer, at an emergency to determine the response mode for other responding units.
- 3.4.6. **“CODE 3” RESPONSES:** Emergency responses are presumed to be Code 3 unless otherwise determined by communications, the responding Company Officer and/or the Incident Commander. Discretion in responding Code 3 versus Code 2 may be based upon time of day, weather and road conditions, and incident details received from communications and/or on-scene resources. Code 3 Response requires immediate response with siren and required emergency warning lights and Opticom. An apparatus must be staffed with two (2) personnel in order to respond “Code 3.” Ancillary or support apparatus may respond “No Code” to an incident with one person. Staff vehicles may respond “Code 3” with one person. Additionally, the following criteria shall apply to Code Three responses:
- 3.4.6.1. **AIR HORN:** The air horn shall be used only as necessary, and then only in conjunction with the siren and “yelp” when extra attention is needed. Excessive use of the siren and “yelp” shall be avoided. Use of the “high-low” feature is prohibited under the CVC.
- 3.4.6.2. **HEADLIGHT/WIG WAG USE:** Units equipped with wigwags may utilize this feature for Code 3 driving. Caution should be exercised however when night driving as this feature may blind oncoming drivers. Units not equipped with the automatic wigwag headlight system shall use headlights, in the low beam position, in conjunction with the required warning lights, on “Code 3” responses during the daylight hours.



NORTH COUNTY FIRE PROTECTION DISTRICT

POLICY AND PROCEDURE MANUAL

OPERATIONS
EMERGENCY OPERATIONS
RESPONSE

SECTION 427.02
~~JANUARY 22, 2019~~
FEBRUARY 27, 2024
PAGE 6 OF 7

RESPONSE

- 3.4.6.3. SIREN: "Including "yelp," shall be sounded with a frequency compatible with conditions enroute to the emergency. "wail" is generally used during code-3 driving. "Yelp" is generally used at intersections and to summon drivers' attention when wail is ineffective.
- 3.4.6.3.1. Note: "wail, Siren" and "yelp", and electric or pneumatic "horns" sounds are the only recognized emergency warning sounds.
- 3.4.6.4. Emergency vehicles shall not exceed the posted speed limit by more than 10 MPH.
- 3.4.6.5. Emergency vehicles shall not exceed the posted speed limit when proceeding through a controlled intersection with the green light.
- 3.4.6.6. At all red lights and stop signs, emergency vehicles shall **STOP** and then proceed slowly, to safely negotiate the intersection.
- 3.4.6.7. When traffic conditions require emergency vehicles to travel in oncoming traffic lanes, the maximum speed limit shall be 20 MPH.
- 3.4.6.8. Members shall drive "Code 3" in a manner to ensure that the apparatus will arrive at the emergency, and that the member has not endangered himself/herself, any passengers or the public, while enroute to the emergency call.
- 3.4.6.9. Members shall operate apparatus over the shortest and/or best route possible, when responding to an emergency call.
- 3.4.7. **IN-TANDEM RESPONSE:** When responding in-tandem, apparatus should remain within 300' of each other. Failure to do so will confuse drivers and may cause them inadvertently to fail to yield the right of way. If apparatus cannot respond in-tandem, apparatus operators should **NOT** attempt to "catch up" to leading apparatus. Similarly, leading apparatus should control their speed to allow all response vehicles to remain in tandem.
- 3.4.8. **FIRES, HAZARDOUS MATERIALS INCIDENTS AND TECHNICAL RESCUES:** Ambulance Company should generally follow engine company in-tandem (within 300').
- 3.4.9. **COMMERCIAL FIRE ALARMS:** The first-due engine shall respond Code 3 as described herein. The remaining responding resources may respond Code 2 at their discretion, utilizing the parameters described under "Code 2 Response."



NORTH COUNTY FIRE PROTECTION DISTRICT

POLICY AND PROCEDURE MANUAL

OPERATIONS
EMERGENCY OPERATIONS
RESPONSE

SECTION 427.02
~~JANUARY 22, 2019~~
FEBRUARY 27, 2024
PAGE 7 OF 7

RESPONSE

3.4.11. **SEPARATE LOCATIONS:** Communicate with other responding apparatus within the vicinity, noting approach at anticipated intersections.

3.5. **RESPONSE PROCEDURES:**

3.5.1. **ASSIGNED APPARATUS:** Unless otherwise specified, personnel will respond in their normally assigned apparatus based on the NCFPD staffing requirements, response plan type and the specified apparatus type. Specific exceptions include the following:

3.5.1.1. **OES ~~ENGINE 419~~ STRIKE TEAM:** Assignments shall be staffed with four personnel.

3.5.2. **NCFPD RESPONSE – REFER TO NORTH ZONE EOM SECTION 203.10**

North County Fire



MONTHLY OPERATIONS ACTIVITY REPORT:

Jan 2024

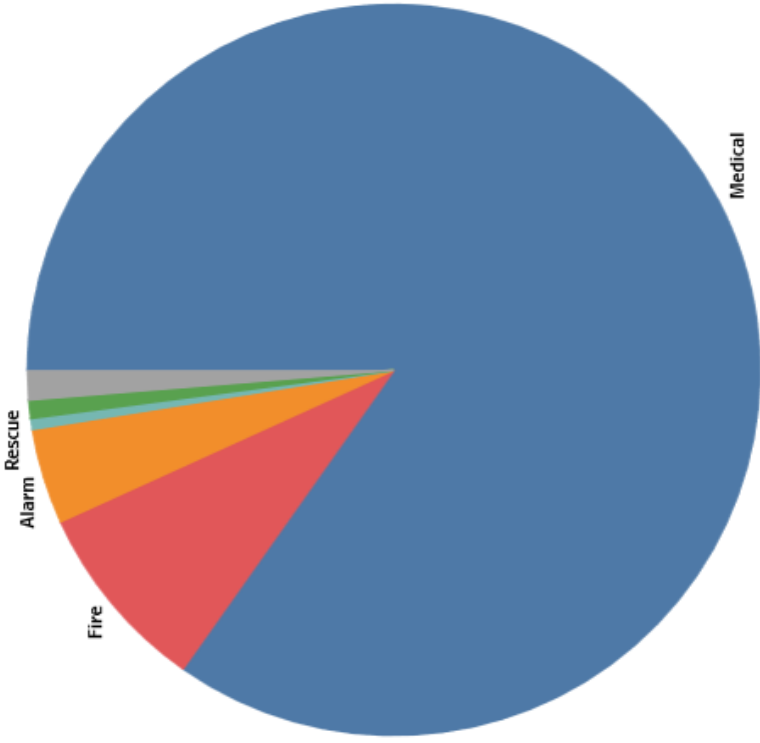
Assigned Incidents

Assigned Incidents for NORTH COUNTY FPD
January 2024

Agency
NORTH COUNTY FPD

Month
January 2024

Medical	523 incidents / 84.76%
Fire	52 incidents / 8.43%
Alarm	26 incidents / 4.21%
Aid	3 incidents / 0.49%
Rescue	5 incidents / 0.81%
Other	8 incidents / 1.30%
Grand Total	617 incidents / 100.00%



Problem Category

- Medical
- Fire
- Alarm
- Aid
- Rescue
- Other

Total incidents year to date:
Jan 2023: 597
Jan 2024: 617



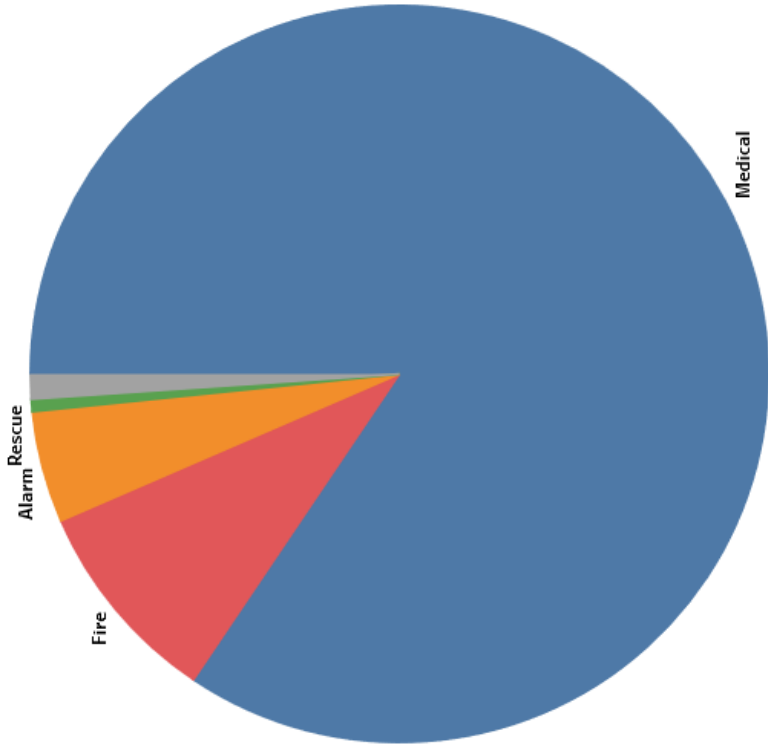
Incidents in Jurisdiction

Incidents in NORTH COUNTY FPD
January 2024

Agency
NORTH COUNTY FPD

Month
January 2024

Medical	466 incidents / 84.42%
Fire	50 incidents / 9.06%
Alarm	27 incidents / 4.89%
Rescue	3 incidents / 0.54%
Other	6 incidents / 1.09%
Grand Total	552 incidents / 100.00%



Problem Category
Medical
Fire
Alarm
Rescue
Other

Total incidents year to date:
Jan 2023: 512
Jan 2024: 552



Turnout Time

(Time of station notification to responding)

90th Percentile – Emergency Calls Only

Shift	Unit Name	January	Shift	Unit Name	January	Shift	Unit Name	January
A-SHIFT	B111	0:01:07 (6)	B-SHIFT	B111	0:00:28 (3)	C-SHIFT	B111	0:00:48 (9)
	E111	0:01:43 (68)		E111	0:01:21 (53)		BLS116	0:00:13 (2)
	E112	0:01:35 (28)		E112	0:01:35 (35)		E111	0:01:27 (66)
	E113	0:01:46 (21)		E113	0:00:51 (19)		E112	0:01:41 (31)
	E114	0:01:48 (28)		E114	0:01:04 (28)		E113	0:01:14 (20)
	E115	0:02:04 (25)		E115	0:01:11 (22)		E114	0:01:28 (26)
	M111	0:01:39 (46)		M111	0:01:29 (43)		E115	0:01:20 (30)
	M114	0:01:29 (32)		M114	0:01:06 (37)		M111	0:01:22 (58)
	M115	0:01:24 (34)		M115	0:00:56 (29)		M114	0:01:34 (36)
	RA111	0:01:06 (7)		RA114	0:00:50 (2)		M115	0:00:47 (36)
	RA114	0:02:09 (12)		RA115	0:00:52 (2)		RA114	0:01:14 (1)
	RA115	0:01:35 (2)					RA115	0:00:23 (1)



Aid Given/Received

Aid Given by NORTH COUNTY FPD
January 2024: Incident Count

Aid Received by NORTH COUNTY FPD
January 2024: Incident Count

CAL FIRE	15	CAL FIRE	26
ESCONDIDO FD	1	CAMP PENDLETON	1
OCEANSIDE FD	40	OCEANSIDE FD	11
PALA FD	2	PALA FD	20
PAUMA FD	1	RANCHO SANTA FE FPD	1
VALLEY CENTER FPD	1	SAN MARCOS FD	1
VISTA FD	13	VISTA FD	51
Grand Total	73	Grand Total	111

Incidents outside of jurisdiction to which units were assigned sorted by jurisdiction.

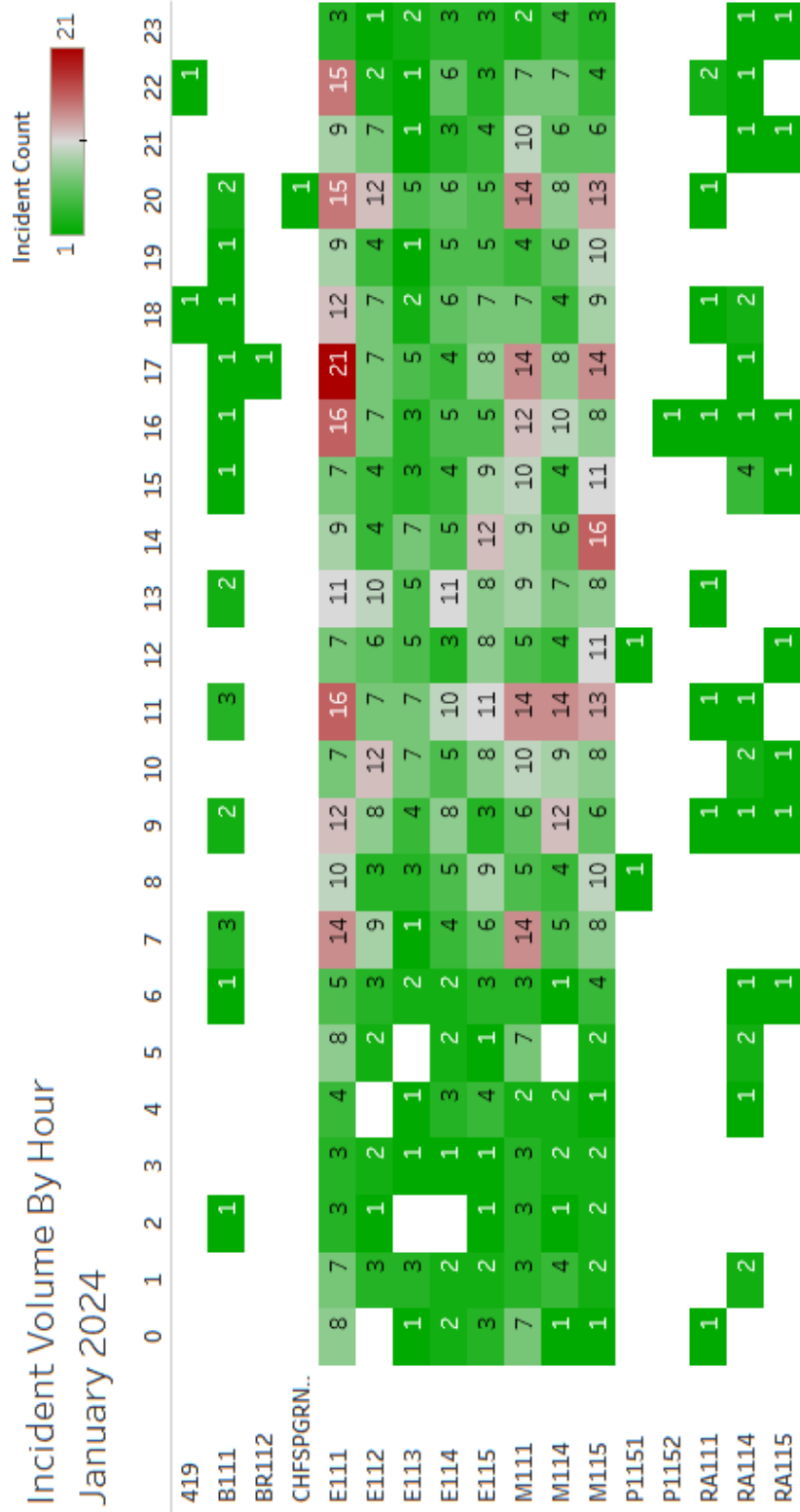
Data Source: AgencyDashboard_v3_Extract_v3
Data Last Updated: 2/1/2024 6:14:32 PM

Incidents within jurisdiction to which outside units were assigned, sorted by home jurisdiction.

Data Source: AgencyDashboard_v3_Extract_v3
Data Last Updated: 2/1/2024 6:14:32 PM



Incident Volume by Hour



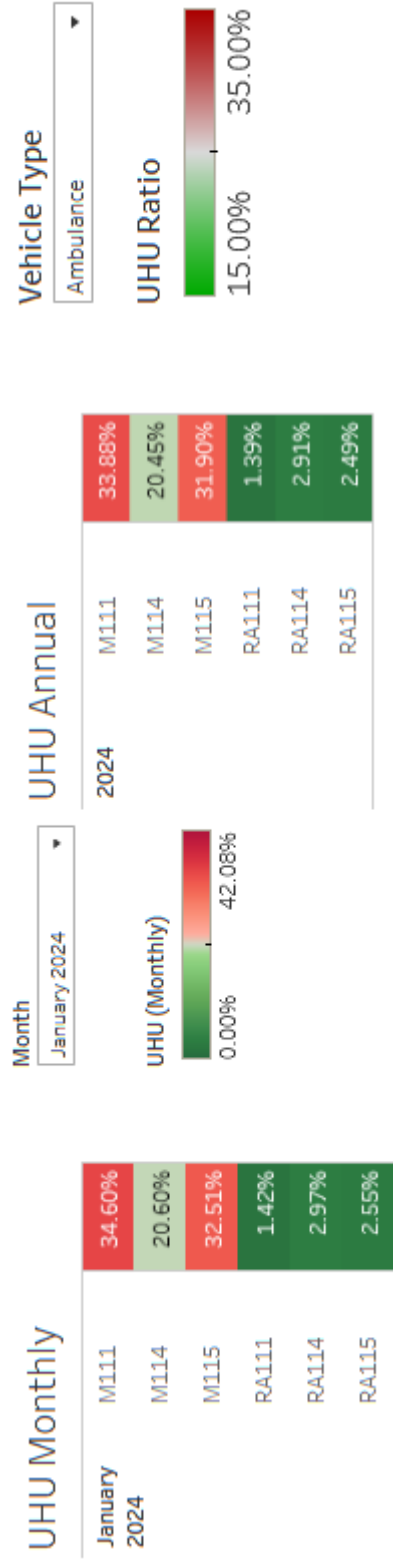
Incidents by Unit

Incidents by Unit for NORTH COUNTY FPD
January 2024

Ambulance	M111	182
	M114	129
	M115	175
	RA111	9
	RA114	21
	RA115	8
Total		524
Engine / Truck	E111	232
	E112	122
	E113	70
	E114	106
	E115	130
	Total	
Grand Total		1,184



Ambulance Unit Hour Utilization



UHU calculated as of: 2/1/2024 6:14:32 PM



Transports

Transport Counts	Transport Destinations		
E115	2	TEMECULA VALLEY HOSPITAL	150
M111	119	PALOMAR HOSPITAL	107
M114	73	TRI CITY MEDICAL CENTER (TCMC)	21
M115	91	KAISER SAN MARCOS MEDICAL CENTER	15
RA111	6	CHILDRENS HOSPITAL	7
RA114	11	MCP NAVAL HOSPITAL	3
RA115	8	RANCHO SPRINGS HOSP.	3
Grand Total	310	SCRIPPS ENCINITAS HOSPITAL	2
		UCSD EAST	1
		UCSD THORNTON	1
		Grand Total	310

*Only transports which arrive at a destination are counted.



Health & Safety

**Injuries &
Illness**

3 Injuries

Accidents

0 vehicle



Social Media Metrics

	Jan
Instagram Followers	3,823
Facebook Followers	9,272
X (formally known as Twitter) Followers	19.2k
Post Reach Instagram	119%
Post Reach Facebook	-5.10%
Audience Growth Instagram	1.40%
Audience Growth Facebook	0
Audience Growth X (formally known as Twitter)	0
Engagement rate Instagram	14.50%
Engagement rate Facebook	12.40%
Engagement rate X (formally known as Twitter)	3.90%

Top performing posts:

- Instagram- Our badge pinning post for Jason Bracci, Rob Hagar, and Gannon Oppenborn got the best traction. With a whopping 304 likes, 4 saves, and 9 comments this is the best performing post.
- Facebook- The broken gas line post from January 17th performed the best because of the 11 shares.



Page Intentionally Blank



NORTH COUNTY FIRE PROTECTION DISTRICT STAFF REPORT

TO: BOARD OF DIRECTORS
FROM: FIRE MARSHAL FIERI AND CHIEF McREYNOLDS
DATE: FEBRUARY 27, 2024
SUBJECT: CY 2023 COMMUNITY RISK REDUCTION (CRR) DIVISION REPORT

CONSENT AGENDA

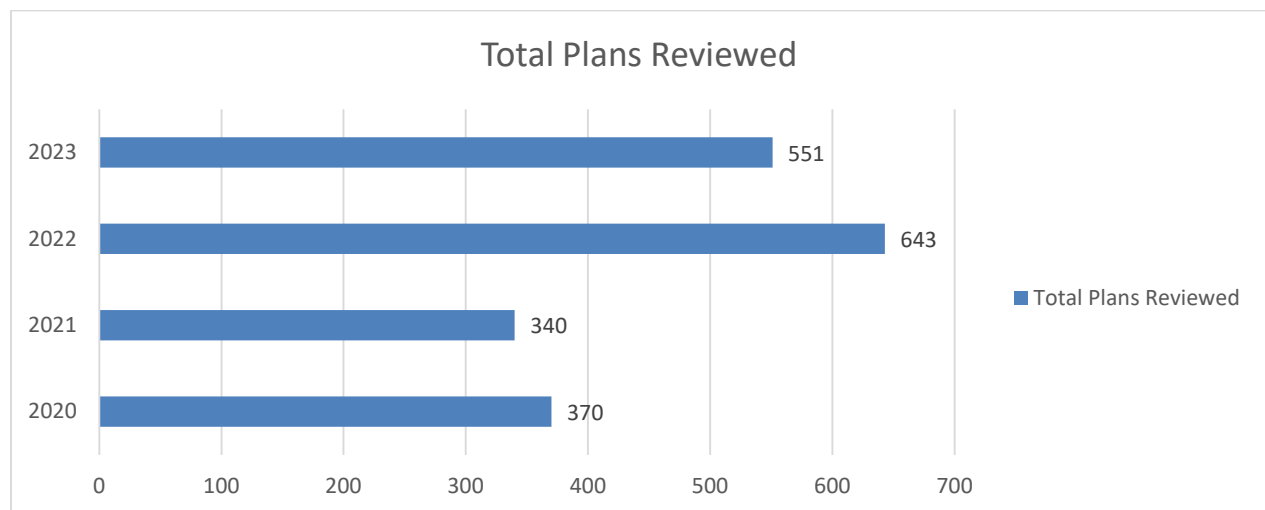
BACKGROUND:

Annually, the NCFPD Community Risk Reduction (CRR) Division produces a report utilizing agency data to report on CRR related activities and revenue captured for the previous year. The report also includes an overview of Division operations and services.

PLAN REVIEW:

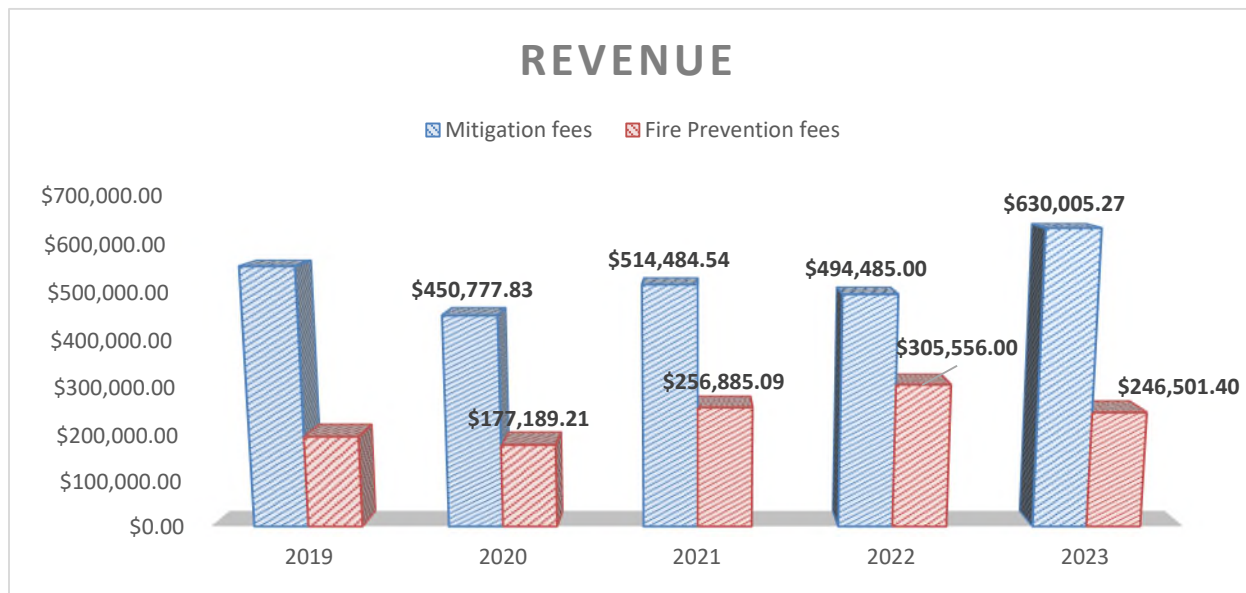
The Plan Review data includes new commercial and residential buildings, remodels of commercial or residential buildings, new or revised subdivisions and administrative variances, grading plans, project availability forms, fire protection plans, special hazard installations and sprinkler plans.

There were 551 plan reviews completed in 2023. This is a decrease from the 643 plan reviews last year.



Revenue:

In 2023 District Community Risk Reduction Fees were down by approximately \$60,000.00. Fire Mitigation fees collected by the County were up approximately \$135,000 due to the fee increase from \$00.58 to \$1.05 per square foot.



INSPECTIONS:

ANNUAL OCCUPANCY INSPECTIONS:

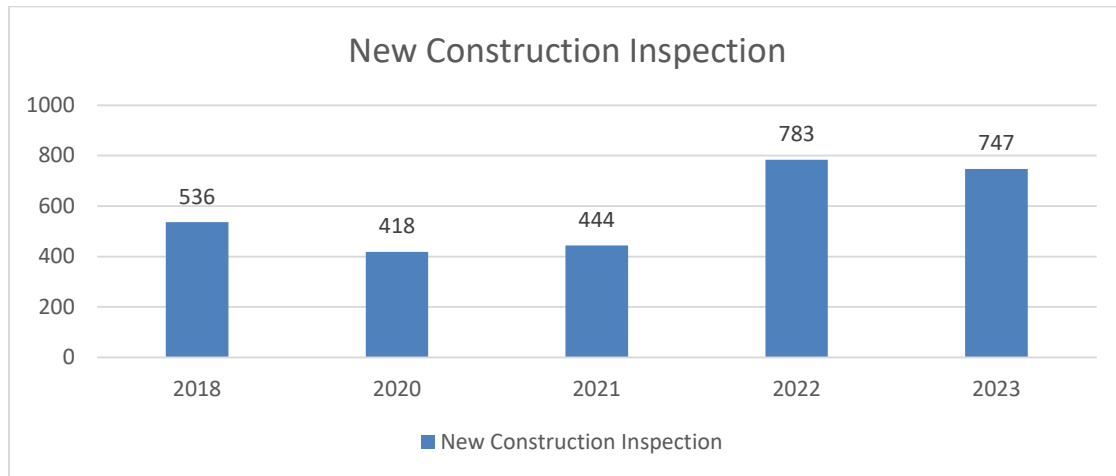
Annual State Mandated Occupancy, License, and AB-38 inspections continue to be a priority for the CRRD. It is well established that prevention inspections continue to be one of the most effective methods of reducing loss due to fires in a community. These numbers reflect initial and re-inspections completed by Community Risk Reduction Staff. The number of inspections has decreased over the last couple of years due to the reduction in CRRD Staffing. The state mandated inspection is conducted by a Fire Protection Specialist and a Deputy Fire Marshal.

State-Mandated Inspections:

The annual state-mandated inspection program inspections consist of the following occupancy classifications: education facilities, residential structures and institutional facilities. The Fire Protection Specialist have completed all the required State-Mandated inspection as follows except for the residential care facilities to reduce the spread of COVID-19. The list provided below is a breakdown:

- 140 apartments, condos, hotels, motels were inspected for fire and life safety compliance.
- 27 public, private schools and day cares were inspected for fire and life safety compliance.
- One detainment block at the Sheriff Substation was inspected for fire and life safety compliance.

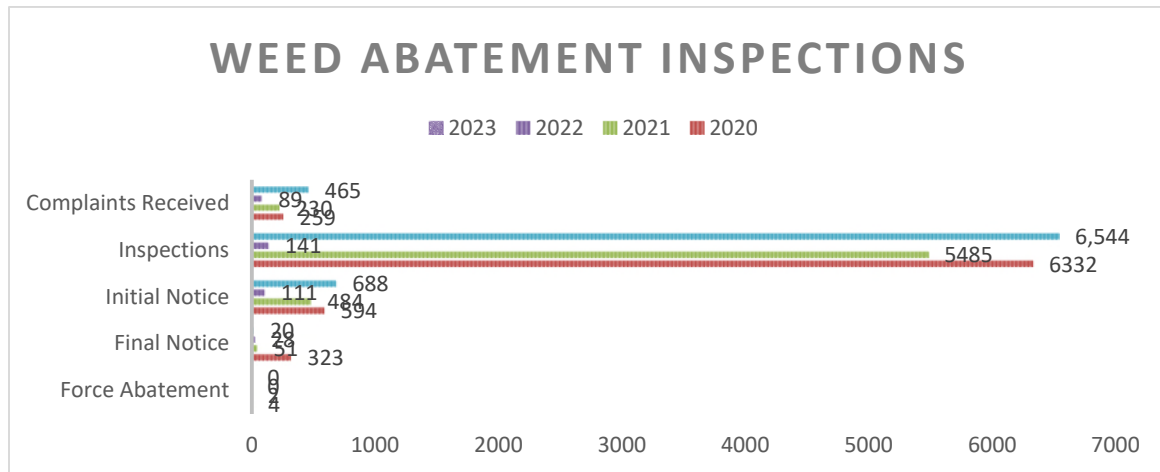
New Construction Inspections:



WILDLAND/URBAN INTERFACE INSPECTIONS:

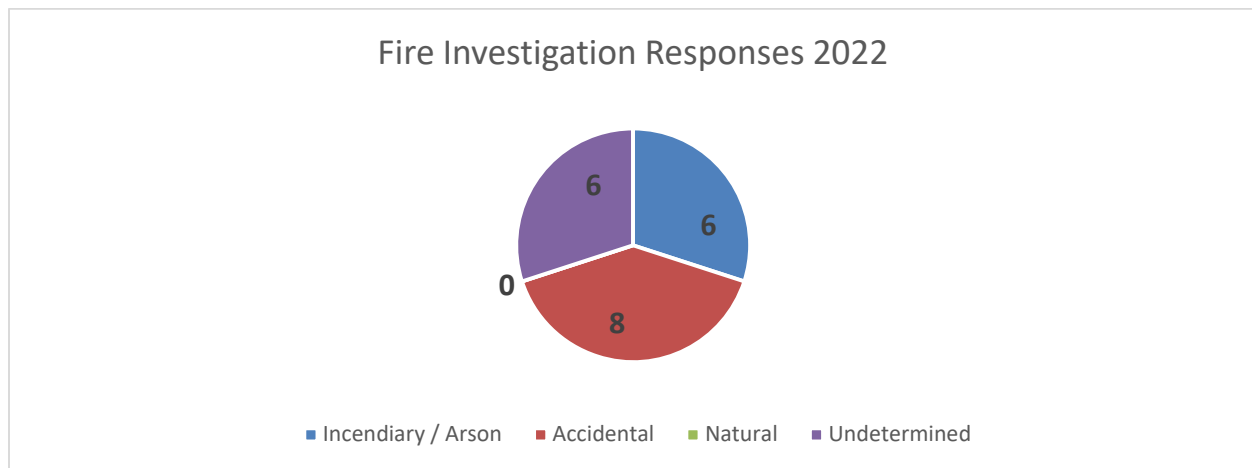
In the late spring, the District annually sends out over over 20,000 notices to district property owners in an effort to promote vegetation hazard abatement efforts. Throughout the year, we address customers' concerns about vegetation management and/or defensible space via phone inquiry and front counter visits. The Customer Service/Social Media Specialist tracks all complaints, assists Staff with mailing and tracking notices, research owner information and tracks citation notices so that we follow our abatement process and resolution. Fire Protection Specialists conduct field inspections of 6,544 Local Responsibility Area (LRA) parcels. In the State Responsibility Area (SRA), we responded to 2 requests for assistance and complaints from residents.

We traditionally have a very high success rate with very few complaints leading to forced abatement. The 2023 fire season had many residents concerned about the threat of wildfire in the community and the Fire Protection Specialist has been putting many staff hours into following up with resident's complaints and concerns. Due to staffing reduction the weed abatement enforcement focused on the High and Very High Fire Hazard Severity Zone within the LRA area and complaint based in the SRA. AB-38 mandated inspections were also added by the state for our office to conduct at the point of sale of a structure which consisted of 4 inspections. Provided below is a chart indicating the number of parcels inspected compared to prior years.



Fire Investigations:

The Fire Investigation Unit had 24 call-out for origin and cause investigation and or to assist the Sheriff with fire investigations, warrants, and red tag of structures. The unit had 4 arrests related to arson in 2023. Two open arson cases are being carried to the following year. Multiple arson cases are still open and gathering information that will continue into the following year. The Sheriff Department also had 70 arrests or responses within our boundaries related to illegal fireworks, pyrotechnics disturbances, and arson.



PROGRAMS:

COLLABORATION WITH FALLBROOK FIRE SAFE COUNCIL (FSC):

This Program utilizes youth groups and other volunteers to perform vegetation

maintenance for the elderly or disabled. We continue to maintain our relationship with the Fallbrook FSC that assisted with abating parcels and performing multiple chipping day throughout the community. The Fire Safe Council also held a public forum regarding wildfire safety and evacuation.

COMMUNITY EMERGENCY RESPONSE TEAM (CERT)

We are collaborating on ways to reimagine the program to bring value and support to the district during large-scale disasters.

PUBLIC EDUCATION:

Community Risk Reduction and Operations personnel continue to support community events and business as requested by providing educational materials and information to the public. In 2023, we were able to participate in fire prevention open house and school presentations during fire prevention week as well as the following: Wildfire Suppositum, Harvest Faire, Halloween community events, Avocado Festival, Christmas tree lighting, Christmas Parade, approximately 14 Fire Station Tours, Senior smoke alarm installs, Hands only CPR workshops, career days, Encore Club fire presentations, Fallbrook Regional Health District event, HOA fire presentations.

We continued to maintain a digital presence of public education through our social media platforms (Facebook, Instagram, and X), taking various topics each month and posting about them weekly. We continued to use a Community Outreach Task Force approach that involves fire operations staff and fire administrative staff working together at community events and fire department messaging that will assist and inform the community. Most of the messaging is provided in English and Spanish.

In partnership with Fallbrook Health District, we have distributed flu vaccines to farmworkers and members of the public alike, we have also continued regular Hands Only CPR classes. (See Appendix.)

2024 PROJECTIONS:

We may experience a slow-down in revenue for both plan review and new construction inspections with the increase in interest rates, and construction material cost. The fire mitigation fees have increased in July 2023 and NCFPD Plan review and Construction Services Fees will increase effective the end of February 2024. A new/revised state FRAP map may have impacts on homeowners obtaining fire insurance as well as increasing the number of defensible space inspections within our jurisdiction.

Some of our larger building projects are as follows: Meadowood / Citro, SDG&E energy storage facility phase II, Monserrate Winery is currently in the production phase, which will require prevention staff on site most days. Campus Park West, Palomar College, Bonsall Oaks, Peppertree East, Peppertree West, Willow Tree Private School are in the early stages of planning, multiple S.D. Co Parks. Ocean Breeze Ranch has completed planning and may be breaking ground this year.

SUMMARY:

The CRR Division has continued to have an increased workload regarding new construction developments, weed abatement inspection, AB-38 point of sale inspections, state mandated inspections and investigations. The Streamline and ArcGIS software has continued to improve organization, accountability and scheduling. The Customer Service/Social Media Specialist has been beneficial in handling many publics inquires face-to-face or on the phone. The hours for plan submittals and drop-off have increased the amount of time the Fire Protection Specialist, and Deputy Fire Marshal can be conducting new construction inspections, weed abatement inspection and state mandated inspections, investigations, community complaints related to fire and life safety.

Having the Customer Service/Social Media Specialist position has allowed the Division to develop and implement a tracking and record maintenance program so that we can enforce weed abatement inspections within the Local Responsibility Area as well as complaints within the State Responsibility Areas. The change in safety status for the Fire Protection Specialist to a Deputy Fire Marshal has allowed addition flexibly within the District related to fire investigations and firefighter safety concerns within the community. As a team, we continue to strive and adapt to meet the needs of the District.



NORTH COUNTY FIRE PROTECTION DISTRICT

STAFF REPORT

TO: BOARD OF DIRECTORS
FROM: FINANCE MANAGER JUUL AND CHIEF MCREYNOLDS
DATE: FEBRUARY 27, 2024
SUBJECT: FY 2022-23 DISTRICT FINANCIAL AUDIT

ACTION AGENDA

RECOMMENDATION:

That the Board review and accept the FY 2022-23 District financial audit as presented.

BACKGROUND:

Annually, a financial audit occurs in accordance with auditing standards accepted in the United States and the standards applicable to financial audits contained in *Government Auditing Standards*, issued by the Comptroller General of the United States. *Nigro & Nigro pc*, a professional accountancy corporation, conducted the NCFPD annual audit for FY 2022-23 ending June 30, 2023.

The responsibilities of the auditing firm under the above standards are further described in the Auditor's Responsibilities for the Audit of the Financial Statements section of the report. They are required to be independent of the District and to meet ethical responsibilities in accordance with the relevant ethical requirements relating to an audit.

DISCUSSION:

FINANCIAL HIGHLIGHTS:

- Investment earning to portfolio achieved 3.07% (2.0% is considered good).
- The District paid off almost \$3,000,000 in debt service.
- The NCFPD's net position decreased \$11,283,441.00 as a result of this year's operations (mostly caused by CalPERS Unfunded Annual Liability).
- Total revenues from all sources increased by 3.31%, or \$861,594 from \$26,010,412 to \$26,872,006, from the prior year, primarily due to increases in property tax revenue of \$1,727,449.00.

- Total expenses for NCFPD operations increased by 764.93% or \$33,744,082.00 from \$4,411,366.00 to \$38,155,448.00 from the prior year, primarily due to an increase in employee benefits expense of \$31,281,331.99.
- The District purchased new capital assets during the year in the amount of \$2,008,826.00. Depreciation expense was \$917,079.00.

FISCAL ANALYSIS:

The cost of the FY 2022-23 financial audit was \$13,500.00 which was budgeted in the FY 2023-24 annual budget.

SUMMARY:

Once adopted, and pursuant to Government Code Section 26909, the District will file the audit with the County of San Diego Auditor & Controller, County of San Diego Office of Audits & Advisory Services, County of San Diego Property Tax Services Division, and the California State Controller's Office.

North County Fire Protection District
Dashboard – Audited Financial Statements
June 30, 2023 vs 2022

Revenues & Expenses	2023	2022	Variance
Program Revenues:			
Ambulance Services	\$ 4,665,523	\$ 3,220,339	\$ 1,445,184
Fire Services – CalOES	538,374	947,815	(409,441)
Fire Prevention – Plan Check & Inspect	231,752	438,841	(207,089)
Mitigation Fees	324,109	696,620	(372,511)
Annexation	226,508	361,293	(134,785)
Administration	143,322	166,550	(23,228)
Operating and Capital Grants	63,690	1,128,380	(1,064,690)
General Revenues:			(766,560)
Property Taxes - 9.9%	19,232,495	17,505,046	1,727,449
Rental Revenue - Cell Towers	126,615	99,488	27,127
COVID-19 Relief Grant	-	1,459,698	(1,459,698)
Investment Earnings	497,837	(250,966)	748,803
Other Revenues	821,781	237,308	584,473
Total Revenues	26,872,006	26,010,412	861,594
Expenses:			
Salaries & Wages	12,569,051	10,271,502	2,297,549
Employee Benefits	19,182,084	(12,099,247)	31,281,331
Materials & Services	4,702,159	4,585,410	116,749
Depreciation Expense	917,079	883,291	33,788
Interest Expense	785,075	770,410	14,665
Total Expenses	38,155,448	4,411,366	33,744,082
Change in Revenues & Expenses	\$ (11,283,442)	\$ 21,599,046	\$ (32,882,488)
Capital Outlay:			
Capital Asset Additions	\$ (2,008,826)	\$ (476,725)	\$ (1,532,101)
Depreciation Expense	917,079	883,291	33,788
Change in Capital Expense	(1,091,747)	406,566	(1,498,313)
Debt Service:			
Principal Payments	\$ (2,859,020)	\$ (1,298,279)	\$ (1,560,741)
Cash & Investments	\$ 15,836,212	\$ 16,596,788	\$ (760,576)
Quick Summary:			
Change in Revenues & Expenses	\$ (11,283,442)		
Change in Capital Expense	(1,091,747)	Use of Cash	
Debt Service - Principal Payments	(2,859,020)	Use of Cash	
Change in Pension	14,295,666	Change to Cash	
Change in Cash & Investments	\$ (938,543)	Approximately	\$ (177,967)
Investment Earnings to Portfolio	3.07%		

**NORTH COUNTY FIRE PROTECTION DISTRICT
FINANCIAL STATEMENTS
AND
INDEPENDENT AUDITORS' REPORT
For the Fiscal Year Ended
June 30, 2023
(With Comparative Information as of June 30, 2022)**



NORTH COUNTY FIRE PROTECTION DISTRICT
For the Fiscal Year Ended June 30, 2023
Table of Contents

FINANCIAL SECTION

	<u>Page</u>
Independent Auditors' Report	1
Management's Discussion and Analysis.....	4
Basic Financial Statements:	
Government-wide Financial Statements:	
Statement of Net Position.....	11
Statement of Activities.....	12
Governmental Funds Financial Statements:	
Governmental Funds Balance Sheet.....	13
Reconciliation of the Governmental Funds Balance Sheet to the Statement of Net Position.....	14
Statement of Governmental Fund Revenues, Expenditures, and Changes in Fund Balances	15
Reconciliation of the Statement of Governmental Fund Revenues, Expenditures, and Changes in Fund Balances to the Statement of Activities.....	16
Notes to Financial Statements	17

REQUIRED SUPPLEMENTARY INFORMATION

Budgetary Comparison Schedule – General Fund	48
Budgetary Comparison Schedule – Fire Mitigation Fund	49
Schedule of Proportionate Share of the Net Pension Liability	50
Schedule of Pension Contributions	51
Schedule of Changes in the District's Total OPEB Liability and Related Ratios	52
Schedule of OPEB Contributions	53

SUPPLEMENTARY INFORMATION

Balance Sheets – Other Governmental Funds.....	54
Schedule of Revenues, Expenditures, and Changes in Fund Balance – Other Governmental Funds	55

OTHER INDEPENDENT AUDITORS' REPORTS

Independent Auditors' Report on Internal Control over Financial Reporting and on Compliance and Other Matters Based on an Audit of Financial Statements Performed in Accordance with <i>Government Auditing Standards</i>	56
---	----

Financial Section



INDEPENDENT AUDITORS' REPORT

Board of Directors
North County Fire Protection District
Fallbrook, California

Opinion

We have audited the accompanying financial statements of the governmental activities, each major fund, and the aggregate remaining fund information of the North County Fire Protection District (District) as of and for the fiscal year ended June 30, 2023, and the related notes to the financial statements, which collectively comprise the District's basic financial statements as listed in the table of contents.

In our opinion, the financial statements referred to above present fairly, in all material respects, the respective financial position of the governmental activities, each major fund, and the aggregate remaining fund information of the District, as of June 30, 2023, and the respective changes in financial position for the fiscal year then ended in accordance with accounting principles generally accepted in the United States of America.

Basis for Opinion

We conducted our audit in accordance with auditing standards generally accepted in the United States of America and the standards applicable to financial audits contained in *Government Auditing Standards*, issued by the Comptroller General of the United States. Our responsibilities under those standards are further described in the Auditor's Responsibilities for the Audit of the Financial Statements section of our report. We are required to be independent of the District and to meet our other ethical responsibilities in accordance with the relevant ethical requirements relating to our audit. We believe that the audit evidence we have obtained is sufficient and appropriate to provide a basis for our audit opinion.

Responsibilities of Management for the Financial Statements

Management is responsible for the preparation and fair presentation of the financial statements in accordance with accounting principles generally accepted in the United States of America, and for the design, implementation, and maintenance of internal control relevant to the preparation and fair presentation of financial statements that are free from material misstatement, whether due to fraud or error.

In preparing the financial statements, management is required to evaluate whether there are conditions or events, considered in the aggregate, that raise substantial doubt about the District's ability to continue as a going concern for twelve months beyond the financial statement date, including any currently known information that may raise substantial doubt shortly thereafter.

Auditor's Responsibilities for the Audit of the Financial Statements

Our objectives are to obtain reasonable assurance about whether the financial statements as a whole are free from material misstatement, whether due to fraud or error, and to issue an auditor's report that includes our opinion. Reasonable assurance is a high level of assurance but is not absolute assurance and therefore is not a guarantee that an audit conducted in accordance with generally accepted auditing standards and *Government Auditing Standards* will always detect a material misstatement when it exists. The risk of not detecting a material misstatement resulting from fraud is higher than for one resulting from error, as fraud may involve collusion, forgery, intentional omissions, misrepresentations, or the override of internal control. Misstatements are considered material if there is a substantial likelihood that, individually or in the aggregate, they would influence the judgment made by a reasonable user based on the financial statements.

In performing an audit in accordance with generally accepted auditing standards and *Government Auditing Standards*, we:

- Exercise professional judgment and maintain professional skepticism throughout the audit.
- Identify and assess the risks of material misstatement of the financial statements, whether due to fraud or error, and design and perform audit procedures responsive to those risks. Such procedures include examining, on a test basis, evidence regarding the amounts and disclosures in the financial statements.
- Obtain an understanding of internal control relevant to the audit in order to design audit procedures that are appropriate in the circumstances, but not for the purpose of expressing an opinion on the effectiveness of the District's internal control. Accordingly, no such opinion is expressed.
- Evaluate the appropriateness of accounting policies used and the reasonableness of significant accounting estimates made by management, as well as evaluate the overall presentation of the financial statements.
- Conclude whether, in our judgment, there are conditions or events, considered in the aggregate, that raise substantial doubt about the District's ability to continue as a going concern for a reasonable period of time.

We are required to communicate with those charged with governance regarding, among other matters, the planned scope and timing of the audit, significant audit findings, and certain internal control related matters that we identified during the audit.

Required Supplementary Information

Accounting principles generally accepted in the United States of America require that the management's discussion and analysis information, budgetary comparison information, schedule of proportionate share of the net pension liability, schedule of pension contributions, and schedule of changes in the District's total OPEB liability and related ratios be presented to supplement the basic financial statements. Such information, although not a part of the basic financial statements, is required by the Governmental Accounting Standards Board, who considers it to be an essential part of financial reporting for placing the basic financial statements in an appropriate operational, economic, or historical context. We have applied certain limited procedures to the required supplementary information in accordance with auditing standards generally accepted in the United States of America, which consisted of inquiries of management about the methods of preparing the information and comparing the information for consistency with management's responses to our inquiries, the basic financial statements, and other knowledge we obtained during our audit of the basic financial statements. We do not express an opinion or provide any assurance on the information because the limited procedures do not provide us with sufficient evidence to express an opinion or provide any assurance.

Prior-Year Comparative Information

The financial statements include partial prior-year comparative information. Such information does not include sufficient detail to constitute a presentation in accordance with accounting principles generally accepted in the United States of America. Accordingly, such information should be read in conjunction with the District's financial statements for the year ended June 30, 2022, from which such partial information was derived.

Other Reporting Required by *Government Auditing Standards*

In accordance with *Government Auditing Standards*, we have also issued a separate report dated January 5, 2024, on our consideration of the District's internal control over financial reporting and on our tests of its compliance with certain provisions of laws, regulations, contracts, and grant agreements and other matters. The purpose of that report is to describe the scope of our testing of internal control over financial reporting and compliance and the results of that testing, and not to provide an opinion on internal control over financial reporting or on compliance. That report is an integral part of an audit performed in accordance with *Government Auditing Standards* in considering the District's internal control over financial reporting and compliance.

Murrieta, California
January 5, 2024

NORTH COUNTY FIRE PROTECTION DISTRICT
Management's Discussion and Analysis (Unaudited)
 For the Fiscal Year Ended June 30, 2023

Management's Discussion and Analysis (MD&A) offers readers of North County Fire Protection District's financial statements a narrative overview of the District's financial activities for the fiscal year ended June 30, 2023. This MD&A presents financial highlights, an overview of the accompanying financial statements, an analysis of net position and results of operations, a current-to prior year analysis, a discussion on restrictions, commitments and limitations, and a discussion of significant activity involving capital assets and long-term debt. Please read in conjunction with the financial statements, which follow this section.

FINANCIAL HIGHLIGHTS

- The District's net position decreased \$11,283,441 as a result of this year's operations.
- Total revenues from all sources increased by 3.31%, or \$861,594 from \$26,010,412 to \$26,872,006, from the prior year, primarily due to increases in property taxes of \$1,727,449.
- Total expenses for the District's operations increased by 764.93% or \$33,744,082 from \$4,411,366 to \$38,155,448 from the prior year, primarily due to increase in employee benefits expense of \$31,281,331.
- The District purchased new capital assets during the year in the amount of \$2,008,826. Depreciation expense was \$917,079.

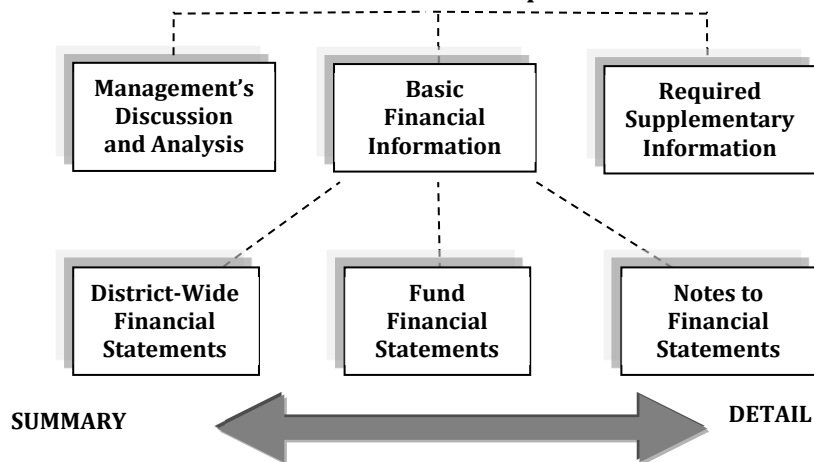
OVERVIEW OF THE FINANCIAL STATEMENTS

This annual report consists of three parts – management discussion and analysis (this section), the basic financial statements, and required supplementary information. The basic financial statements include two kinds of statements that present different views of the District:

- *District-wide financial statements* provide both short-term and long-term information about the District's overall financial status.
- *Fund financial statements* focus on individual parts of the District, reporting the District's operations in more detail than the district-wide statements.
 - The *governmental funds* statements tell how basic services were financed in the short term as well as what remains for future spending.

Figure A-1. Organization of North County Fire Protection District's Annual Financial Report

The financial statements also include *notes* that explain some of the information in the statements and provide more detailed data. Figure A-1 shows how the various parts of this annual report are arranged and related to one another.



NORTH COUNTY FIRE PROTECTION DISTRICT
Management's Discussion and Analysis (Unaudited)
For the Fiscal Year Ended June 30, 2023

OVERVIEW OF THE FINANCIAL STATEMENTS (continued)

Figure A-2 summarizes the major features of the District's financial statements, including the portion of the District's activities they cover and the types of information they contain.

Figure A-2. Major Features of the District-Wide and Fund Financial Statements

Type of Statements	District-Wide	Governmental Funds
<i>Scope</i>	Entire District	The activities of the District that are not proprietary or fiduciary, such as fire and ambulance services
<i>Required financial statements</i>	<ul style="list-style-type: none"> • Statement of Net Position • Statement of Activities 	<ul style="list-style-type: none"> • Balance Sheet • Statement of Revenues, Expenditures & Changes in Fund Balances
<i>Accounting basis and measurement focus</i>	Accrual accounting and economic resources focus	Modified accrual accounting and current financial resources focus
<i>Type of asset/liability information</i>	All assets and liabilities, both financial and capital, short-term and long-term	Only assets expected to be used up and liabilities that come due during the year or soon thereafter; no capital assets included
<i>Type of inflow/outflow information</i>	All revenues and expenses during year, regardless of when cash is received or paid	Revenues for which cash is received during or soon after the end of the year; expenditures when goods or services have been received and payment is due during the year or soon thereafter

NORTH COUNTY FIRE PROTECTION DISTRICT
Management's Discussion and Analysis (Unaudited)
For the Fiscal Year Ended June 30, 2023

OVERVIEW OF THE FINANCIAL STATEMENTS (continued)

The remainder of this overview section of management's discussion and analysis highlights the structure and contents of each of the statements.

District-Wide Statements

The district-wide statements report information about the District as a whole using accounting methods similar to those used by private-sector companies. The Statement of Net Position includes all of the District's assets and liabilities. All of the current year's revenues and expenses are accounted for in the statement of activities regardless of when cash is received or paid.

The two district-wide statements report the District's net position and how it has changed. Net position – the difference between the District's assets and deferred outflows of resources and liabilities and deferred inflows of resources – is one way to measure the District's financial health, or *position*.

- Over time, increases and decreases in the District's net position are an indicator of whether its financial position is improving or deteriorating, respectively.
- To assess the overall health of the District, you need to consider additional nonfinancial factors such as changes in the District's property tax base and the condition of buildings and other facilities.
- In the district-wide financial statements, the District's activities are categorized as *Governmental Activities*. Most of the District's basic services are included here, such as fire protection, medical transport, and administration. Local property taxes finance most of these activities.

GOVERNMENTAL FUNDS FINANCIAL STATEMENTS

Balance Sheet and Statement of Revenues, Expenditures and Changes in Fund Balance

Governmental funds are used to account for essentially the same functions reported as *governmental activities* in the government-wide financial statements. However, unlike the government-wide financial statements, governmental fund financial statements focus on *near-term inflows and outflows of spendable resources*, as well as on *balances of spendable resources* available at the end of the fiscal year. Such information may be useful in evaluating a government's near term financing requirements.

Because the focus of governmental funds is narrower than that of the government-wide financial statements, it is useful to compare the information presented for *governmental funds* with similar information presented for *governmental activities* in the government-wide financial statements. By doing so, readers may better understand the long-term impact of the government's near term financing decisions. Both the governmental fund balance sheet and the governmental fund statement of revenues, expenditures and changes in fund balance provide a reconciliation to facilitate this comparison between *governmental funds* and *governmental activities*.

NORTH COUNTY FIRE PROTECTION DISTRICT
Management's Discussion and Analysis (Unaudited)
For the Fiscal Year Ended June 30, 2023

FINANCIAL ANALYSIS AND CONDENSED FINANCIAL INFORMATION

Analysis of Net Position

Table A-1: Condensed Statement of Net Position

	<u>June 30, 2023</u>	<u>June 30, 2022</u>	<u>Change</u>
Assets:			
Current assets	\$ 14,980,964	\$ 15,580,112	\$ (599,148)
Non-current assets	4,028,715	9,501,499	(5,472,784.00)
Capital assets, net	<u>12,346,047</u>	<u>11,254,300</u>	<u>1,091,747</u>
Total assets	<u>31,355,726</u>	<u>36,335,911</u>	<u>(4,980,185)</u>
Deferred outflows of resources	<u>21,451,398</u>	<u>19,249,006</u>	<u>2,202,392</u>
Liabilities:			
Current liabilities	4,825,846	4,888,187	(62,341)
Non-current liabilities	<u>42,545,547</u>	<u>31,071,932</u>	<u>11,473,615</u>
Total liabilities	<u>47,371,393</u>	<u>35,960,119</u>	<u>11,411,274</u>
Deferred inflows of resources	<u>11,443,802</u>	<u>14,349,427</u>	<u>(2,905,625)</u>
Net position (Deficit):			
Net investment in capital assets	9,999,832	6,749,065	3,250,767
Restricted	4,028,715	3,363,389	665,326
Unrestricted (Deficit)	<u>(20,036,618)</u>	<u>(4,837,083)</u>	<u>(15,199,535)</u>
Total net position (deficit)	<u>\$ (6,008,071)</u>	<u>\$ 5,275,371</u>	<u>\$ (11,283,442)</u>

At the end of fiscal year 2023, the District shows a deficit balance in its unrestricted net position of (\$20,036,618).

Analysis of Revenues and Expenses

Table A-2: Condensed Statements of Activities

	<u>June 30, 2023</u>	<u>June 30, 2022</u>	<u>Change</u>
Program revenues	\$ 6,193,278	\$ 6,959,838	\$ (766,560)
Expenses	<u>(38,155,448)</u>	<u>(4,411,366)</u>	<u>(33,744,082)</u>
Net program expense	(31,962,170)	2,548,472	(34,510,642)
General revenues	<u>20,678,728</u>	<u>19,050,574</u>	<u>1,628,154</u>
Change in net position	(11,283,442)	21,599,046	(32,882,488)
Net position:			
Beginning of year	<u>5,275,371</u>	<u>(16,323,675)</u>	<u>21,599,046</u>
End of year	<u>\$ (6,008,071)</u>	<u>\$ 5,275,371</u>	<u>\$ (11,283,442)</u>

NORTH COUNTY FIRE PROTECTION DISTRICT
Management's Discussion and Analysis (Unaudited)
For the Fiscal Year Ended June 30, 2023

FINANCIAL ANALYSIS AND CONDENSED FINANCIAL INFORMATION (continued)

Analysis of Revenues and Expenses (continued)

The statement of activities shows how the government's net position changed during the fiscal year. In the case of the District, the net position of the District decreased by \$11,283,442.

Table A-3: Total Revenues

	<u>June 30, 2023</u>	<u>June 30, 2022</u>	<u>Increase (Decrease)</u>
Program revenues:			
Charges for services	\$ 6,129,588	\$ 5,831,458	\$ 298,130
Operating and capital grant funding	63,690	1,128,380	(1,064,690)
Total program revenues	<u>6,193,278</u>	<u>6,959,838</u>	<u>(766,560)</u>
General revenues:			
Property taxes	19,232,495	17,505,046	1,727,449
Rental income – cellular towers	126,615	99,488	27,127
State of California special district COVID-19 relief grant	-	1,459,698	(1,459,698)
Investment earnings	497,837	(250,966)	748,803
Other revenues	821,781	237,308	584,473
Total general revenues	<u>20,678,728</u>	<u>19,050,574</u>	<u>1,628,154</u>
Total revenues	<u>\$ 26,872,006</u>	<u>\$ 26,010,412</u>	<u>\$ 861,594</u>

Total revenues from all sources increased by 3.31%, or \$861,594 from \$26,010,412 to \$26,872,006, from the prior year, primarily due to increases in property taxes of \$1,727,449.

Table A-4: Total Expenses

	<u>June 30, 2023</u>	<u>June 30, 2022</u>	<u>Increase (Decrease)</u>
Expenses:			
Salaries and wages	\$ 12,569,051	\$ 10,271,502	\$ 2,297,549
Employee benefits	19,182,084	(12,099,247)	31,281,331
Materials and services	4,702,159	4,585,410	116,749
Depreciation expense	917,079	883,291	33,788
Interest expense	785,075	770,410	14,665
Total expenses	<u>\$ 38,155,448</u>	<u>\$ 4,411,366</u>	<u>\$ 33,744,082</u>

Total expenses for the District's operations increased by 764.93% or \$33,744,082 from \$4,411,366 to \$38,155,448 from the prior year, primarily due to increase in employee benefits expense of \$31,281,331.

NORTH COUNTY FIRE PROTECTION DISTRICT
Management's Discussion and Analysis (Unaudited)
For the Fiscal Year Ended June 30, 2023

GOVERNMENTAL FUNDS FINANCIAL ANALYSIS

The focus of the District's *governmental funds* is to provide information on near-term inflows, outflows, and balances of *spendable* resources. Such information is useful in assessing the District's financing requirements. In particular, the *unreserved fund balance* may serve as a useful measure of the government's net resources for spending at the end of the fiscal year.

As of June 30, 2023, the District reported a total fund balance of \$16,175,192. An amount of \$5,342,923 constitutes the District's *unassigned fund balance*.

OPERATIONS FUND BUDGETARY HIGHLIGHTS

The final budgeted expenditures for the District's operational fund at year-end were \$1,092,607 more than actual. Actual revenues were greater than the anticipated budget by \$2,555,980. Actual revenues less expenses were under budget by \$3,648,587.

CAPITAL ASSET AND DEBT ADMINISTRATION

Capital Assets

By the end of 2022-23 the District had invested \$2,008,826 in new capital assets, related to the purchase of equipment for use in fire protection. (More detailed information about capital assets can be found in Note 7 to the financial statements). Total depreciation expense for the year was \$917,079.

Table A-5: Capital Assets at Year End, Net of Depreciation

	<u>Balance, June 30, 2023</u>	<u>Balance, June 30, 2022</u>
Capital assets:		
Non-depreciable assets	\$ 1,478,406	\$ 1,035,118
Depreciable assets	24,358,145	22,792,607
Accumulated depreciation	<u>(13,490,504)</u>	<u>(12,573,425)</u>
Total capital assets, net	<u>\$ 12,346,047</u>	<u>\$ 11,254,300</u>

Long-Term Debt

At year-end the District had \$2,346,214 in outstanding long-term debt – a decrease of 48% from last year – as shown in Table A-6. (More detailed information about the District's long-term liabilities is presented in Note 10 to the financial statements).

Table A-6: Outstanding Long-Term Debt at Year-End

	<u>Balance, June 30, 2023</u>	<u>Balance, June 30, 2022</u>
	<u>\$ 2,346,215</u>	<u>\$ 4,505,235</u>

NORTH COUNTY FIRE PROTECTION DISTRICT
Management's Discussion and Analysis (Unaudited)
For the Fiscal Year Ended June 30, 2023

FACTORS AFFECTING CURRENT AND FUTURE FINANCIAL POSITION

Management is unaware of any item that would affect the current financial position.

CONTACTING THE DISTRICT'S FINANCIAL MANAGEMENT

The District's basic financial statements are designed to present users with a general overview of the District's finances and to demonstrate the District's accountability. If you have any questions about the report or need additional information, please contact the District's Fire Chief at the North County Fire Protection District at 330 South Main Avenue, Fallbrook, California 92028 or (760) 723-2005.

NORTH COUNTY FIRE PROTECTION DISTRICT

Statement of Net Position

June 30, 2023 (With Comparative Amounts as of June 30, 2022)

	Governmental Activities	
	2023	2022
ASSETS		
Current assets:		
Cash and investments (Note 2)	\$ 11,945,484	\$ 13,428,485
Accrued interest receivable	52,491	15,112
Accounts receivable – ambulance billings, net (Note 4)	1,530,777	1,031,556
Other receivables (Note 5)	785,493	510,144
Deposits with Public Agencies Self-Insurance System (Note 6)	488,768	478,612
Prepaid items	177,951	116,203
Total current assets	14,980,964	15,580,112
Non-current assets:		
Restricted – cash and investments (Note 2 and 3)	3,890,728	3,168,303
Restricted – accrued interest receivable (Note 3)	12,105	3,850
Restricted – other receivables (Note 3 and 5)	125,882	191,236
Net pension asset (Note 13)	-	6,138,110
Capital assets – not being depreciated (Note 7)	1,478,406	1,035,118
Capital assets – being depreciated, net (Note 7)	10,867,641	10,219,182
Total non-current assets	16,374,762	20,755,799
Total assets	31,355,726	36,335,911
DEFERRED OUTFLOWS OF RESOURCES		
OPEB related deferred outflows of resources (Note 12)	1,175,724	1,426,755
Pension related deferred outflows of resources (Note 13)	20,275,674	17,822,251
Total deferred outflows of resources	21,451,398	19,249,006
LIABILITIES		
Current liabilities:		
Accounts payable and accrued expenses	487,069	360,656
Accrued payroll and related liabilities	868,889	811,888
Unearned revenue	1,478,529	1,509,415
Accrued interest payable	71,027	82,957
Long-term liabilities – due in one year:		
Compensated absences (Note 8)	1,000,000	1,000,000
Pension obligation bonds (Note 9)	725,000	700,000
Long-term debt (Note 10)	195,332	423,271
Total current liabilities	4,825,846	4,888,187
Non-current liabilities:		
Long-term liabilities – due in more than one year:		
Compensated absences (Note 8)	1,123,454	1,071,418
Pension obligation bonds (Note 9)	17,280,000	18,005,000
Long-term debt (Note 10)	2,150,883	4,081,964
Workers' compensation claims payable (Note 11)	4,013,381	3,613,804
Net other post-employment benefits liability (Note 12)	4,477,136	4,299,746
Net pension liability (Note 13)	13,500,693	-
Total non-current liabilities	42,545,547	31,071,932
Total liabilities	47,371,393	35,960,119
DEFERRED INFLOWS OF RESOURCES		
OPEB related deferred outflows of resources (Note 12)	1,523,260	1,539,171
Pension related deferred outflows of resources (Note 13)	9,920,542	12,810,256
Total deferred inflows of resources	11,443,802	14,349,427
NET POSITION		
Net investment in capital assets (Note 14)	9,999,832	6,749,065
Restricted (Note 3)	4,028,715	3,363,389
Unrestricted (Deficit) (Note 15)	(20,036,618)	(4,837,083)
Total net position	\$ (6,008,071)	\$ 5,275,371

The notes to financial statements are an integral part of this statement.

February 27, 2024 - Regular Board Meeting

11

071

NORTH COUNTY FIRE PROTECTION DISTRICT

Statement of Activities

For the Fiscal Year Ended June 30, 2023

With Comparative Amounts For the Fiscal Year Ended June 30, 2022)

	<u>Governmental Activities</u>	
	<u>2023</u>	<u>2022</u>
EXPENSES:		
Fire protection, prevention and emergency medical transport:		
Operations:		
Salaries and wages	\$ 12,569,051	\$ 10,271,502
Employee benefits	19,182,084	(12,099,247)
Materials and services	4,702,159	4,585,410
Depreciation expense	917,079	883,291
Interest expense	785,075	770,410
Total expenses	<u>38,155,448</u>	<u>4,411,366</u>
PROGRAM REVENUES:		
Charges for services:		
Ambulance services	4,665,523	3,220,339
Fire services – California Office of Emergency Services	538,374	947,815
Fire prevention	231,752	438,841
Mitigation fees	324,109	696,620
Annexation fees	226,508	361,293
Administration	143,322	166,550
Operating and capital grant funding	63,690	1,128,380
Total program revenues	<u>6,193,278</u>	<u>6,959,838</u>
Net program expense	<u>31,962,170</u>	<u>(2,548,472)</u>
GENERAL REVENUES:		
Property taxes	19,232,495	17,505,046
Rental income – cellular towers	126,615	99,488
State of California special district COVID-19 relief grant	-	1,459,698
Investment earnings	497,837	(250,966)
Other revenues	821,781	237,308
Total general revenues	<u>20,678,728</u>	<u>19,050,574</u>
Change in net position	(11,283,442)	21,599,046
Net Position:		
Beginning of year (Deficit)	5,275,371	(16,323,675)
End of year (Deficit)	<u>\$ (6,008,071)</u>	<u>\$ 5,275,371</u>

NORTH COUNTY FIRE PROTECTION DISTRICT
Balance Sheet – Governmental Funds
June 30, 2023

ASSETS	General Fund	Fire Mitigation Fund	Other Governmental Funds	Total Funds
Assets:				
Cash and investments	\$ 11,945,484	\$ -	\$ -	\$ 11,945,484
Restricted – cash and investments	-	1,637,247	2,253,481	3,890,728
Accrued interest receivable	52,491	-	-	52,491
Restricted – accrued interest receivable	-	5,127	6,978	12,105
Accounts receivable, net	1,530,777	-	-	1,530,777
Other receivables	785,493	-	-	785,493
Restricted – other receivables	-	123,445	2,437	125,882
Deposits with PASIS	488,768	-	-	488,768
Prepaid items	177,951	-	-	177,951
Total assets	\$ 14,980,964	\$ 1,765,819	\$ 2,262,896	\$ 19,009,679
LIABILITIES AND FUND BALANCES				
Liabilities:				
Accounts payable and accrued expenses	\$ 487,069	\$ -	\$ -	\$ 487,069
Accrued payroll and related liabilities	868,889	-	-	868,889
Unearned revenue	1,478,529	-	-	1,478,529
Total liabilities	2,834,487	-	-	2,834,487
Fund Balances: (Note 16)				
Nonspendable	177,951	-	-	177,951
Restricted	-	1,765,819	2,262,896	4,028,715
Assigned	6,625,603	-	-	6,625,603
Unassigned	5,342,923	-	-	5,342,923
Total fund balance	12,146,477	1,765,819	2,262,896	16,175,192
Total liabilities and fund balance	\$ 14,980,964	\$ 1,765,819	\$ 2,262,896	\$ 19,009,679

NORTH COUNTY FIRE PROTECTION DISTRICT

*Reconciliation of the Governmental Funds Balance Sheet to the Statement of Net Position
June 30, 2023*

Fund Balances – Governmental Funds	\$ 16,175,192
Amounts reported for governmental activities in the statement of net position are different because:	
Capital assets used in governmental activities are not current financial resources and, therefore, are not reported in the governmental funds balance sheet. However, the statement of net position includes those assets as capital assets.	12,346,047
Deferred outflows of resources used in governmental activities are not current financial resources and, therefore, are not reported in the governmental funds balance sheet. However, the statement of net position includes those deferred outflows of resources.	21,451,398
Long-term liabilities applicable to the District are not due and payable in the current period and accordingly are not reported as fund liabilities. All liabilities, both current and long-term, are reported in the statement of net position as follows:	
Accrued interest payable	(71,027)
Compensated absences	(2,123,454)
Pension obligation bonds	(18,005,000)
Long-term debt	(2,346,215)
Workers' compensation claims payable	(4,013,381)
Net other post-employment benefits liability	(4,477,136)
Net pension asset (liability)	(13,500,693)
Deferred inflows of resources used in governmental activities are not current financial resources and, therefore, are not reported in the governmental funds balance sheet. However, the statement of net position includes those deferred inflows of resources.	<u>(11,443,802)</u>
Total adjustments	<u>(22,183,263)</u>
Net Position of Governmental Activities	<u>\$ (6,008,071)</u>

NORTH COUNTY FIRE PROTECTION DISTRICT

*Statement of Revenues, Expenditures, and Changes in Fund Balances – Governmental Funds
For the Fiscal Year Ended June 30, 2023*

	<u>General Fund</u>	<u>Fire Mitigation Fund</u>	<u>Other Governmental Funds</u>	<u>Total Governmental Funds</u>
REVENUES:				
Property taxes	\$ 18,829,829	\$ -	\$ 402,666	\$ 19,232,495
Charges for services:				
Ambulance services	4,665,523	-	-	4,665,523
Fire services – CA OES	538,374	-	-	538,374
Fire prevention	231,752	-	-	231,752
Mitigation fees	-	324,109	-	324,109
Annexation fees	226,508	-	-	226,508
Administration	143,322	-	-	143,322
Operating and capital grant funding	63,690	-	-	63,690
Rental income – cellular towers	126,615	-	-	126,615
State of California special district COVID-19 relief grant	-	-	-	-
Investment earnings	457,766	17,919	22,152	497,837
Other revenues	821,772	-	9	821,781
Total revenues	<u>26,105,151</u>	<u>342,028</u>	<u>424,827</u>	<u>26,872,006</u>
EXPENDITURES:				
Current:				
Salaries and wages	12,517,015	-	-	12,517,015
Employee benefits	4,473,908	-	-	4,473,908
Materials and services	4,298,574	-	4,008	4,302,582
Capital outlay	2,008,826	-	-	2,008,826
Debt service:				
Principal	2,859,020	-	-	2,859,020
Interest	797,005	-	-	797,005
Total expenditures	<u>26,954,348</u>	<u>-</u>	<u>4,008</u>	<u>26,958,356</u>
Net Changes in Fund Balance	(849,197)	342,028	420,819	(86,350)
FUND BALANCES:				
Beginning of year	<u>12,995,674</u>	<u>1,423,791</u>	<u>1,842,077</u>	<u>16,261,542</u>
End of year	<u>\$ 12,146,477</u>	<u>\$ 1,765,819</u>	<u>\$ 2,262,896</u>	<u>\$ 16,175,192</u>

NORTH COUNTY FIRE PROTECTION DISTRICT

*Reconciliation of the Governmental Funds Statement of Revenues, Expenditures, and Changes
in Fund Balances to the Statement of Activities
For the Fiscal Year Ended June 30, 2023*

Net Change in Fund Balances – Governmental Funds	<u>\$ (86,350)</u>
Amounts reported for governmental activities in the statement of activities is different because:	
Some expenses reported in the statement of activities do not require the use of current financial resources. Therefore, those expenses are not reported as expenditures in governmental funds as follows:	
Change in compensated absences	(52,036)
Change in accrued interest payable	11,930
Change in workers' compensation claims payable	(399,577)
Change in net other post-employment benefits obligations and related deferred resources	(412,510)
Change in net pension liability/asset and related deferred resources	(14,295,666)
Governmental funds report capital outlay as expenditures. However, in the statement of activities the cost of those capitalized assets is allocated over their estimated useful lives as depreciation expense.	
Capital outlay	2,008,826
Depreciation expense	(917,079)
Principal repayment of long-term debt obligations are reported as expenditures in governmental funds. However, principal repayments reduce liabilities in the statement of net position and do not result in expenses in the statement of activities.	<u>2,859,020</u>
Total adjustments	<u>(11,197,092)</u>
Change in Net Position of Governmental Activities	<u><u>\$ (11,283,442)</u></u>

NORTH COUNTY FIRE PROTECTION DISTRICT

Notes to Financial Statements

June 30, 2023

NOTE 1 – DESCRIPTION OF ORGANIZATION AND SIGNIFICANT ACCOUNTING POLICIES

A. Description of Organization

The North County Fire Protection District (the District) provides fire and emergency medical services to the taxpayers and residents in the Fallbrook, Rainbow, and Bonsall communities of northern San Diego County. The District's governmental powers are exercised through a five-member board of directors.

B. Reporting Entity

A reporting entity is comprised of the primary government, component units, and other organizations that are included to ensure the financial statements are not misleading. The primary government of the District consists of all funds, departments, and agencies that are not legally separate from the District.

Component units are legally separate organizations for which the District is financially accountable. Component units may also include organizations that are fiscally dependent on the District, in that the District approves their budget, the issuance of their debt or the levying of their taxes. In addition, component units are other legally separate organizations for which the District is not financially accountable but the nature and significance of the organization's relationship with the District is such that exclusion would cause the District's financial statements to be misleading or incomplete.

The District has identified no organizations that are required to be reported as component units.

C. Basis of Presentation, Basis of Accounting

1. Basis of Presentation

Government-Wide Financial Statements

The statement of net position and the statement of activities display information about the primary government (the District) and its component units. These statements include the financial activities of the overall government. Eliminations have been made to minimize the double-counting of internal activities. Governmental activities generally are financed through taxes, intergovernmental revenues, other nonexchange transactions, and charges for services.

The statement of activities presents a comparison between direct expenses and program revenues for each function of the District's governmental activities. Direct expenses are those that are specifically associated with a program or function and, therefore, are clearly identifiable to a particular function. Program revenues include (a) charges paid by the recipients of goods or services offered by the programs and (b) grants and contributions that are restricted to meeting the operational or capital requirements of a particular program. Revenues that are not classified as program revenues, including all taxes, are presented as general revenues.

Major Governmental Funds

The District maintains the following major governmental funds:

General Fund: This fund is used to account for all financial resources of the District, except those required to be accounted for in another fund when necessary.

NORTH COUNTY FIRE PROTECTION DISTRICT

Notes to Financial Statements

June 30, 2023

NOTE 1 – DESCRIPTION OF ORGANIZATION AND SIGNIFICANT ACCOUNTING POLICIES (continued)

C. Basis of Presentation, Basis of Accounting (continued)

1. Basis of Presentation (continued)

Major Governmental Funds (continued)

Special Revenue Funds:

Fire Mitigation Fund: This fund is used to account for San Diego County Mitigation fees collected from applications for building permits in the District’s service area. Mitigation fees paid under this program shall be used to expand the availability of capital facilities and equipment to serve new developments.

Non-Major Governmental Funds

Other Governmental Funds:

Rainbow Subzone-Operations Fund: This fund is used to account for revenues collected and restricted for expenditures made in the Rainbow Subzone service area.

The Rainbow Subzone-Fire Mitigation Fund: This fund is used to account for San Diego County Mitigation fees collected from applications for building permits in the District’s service area. Mitigation fees paid under this program shall be used to expand the availability of capital facilities and equipment to serve new developments.

2. Measurement Focus, Basis of Accounting

Government-Wide Financial Statements

The government-wide financial statements are reported using the economic resources measurement focus and the accrual basis of accounting. Revenues are recorded when earned and expenses are recorded at the time liabilities are incurred, regardless of when the related cash flows take place. Nonexchange transactions, in which the District gives (or receives) value without directly receiving (or giving) equal value in exchange, include property taxes, grants, entitlements, and donations. On an accrual basis, revenue from property taxes is recognized in the fiscal year in which all eligibility requirements have been satisfied.

Governmental Fund Financial Statements

Governmental funds are reported using the current financial resources measurement focus and the modified accrual basis of accounting. Under this method, revenues are recognized when measurable and available. Expenditures are recorded when the related fund liability is incurred, except for principal and interest on general long-term debt, claims and judgments, and compensated absences, which are recognized as expenditures to the extent they have matured. Capital asset acquisitions are reported as expenditures in governmental funds. Proceeds of general long-term debt and financing from capital leases are reported as other financing sources.

NORTH COUNTY FIRE PROTECTION DISTRICT

Notes to Financial Statements

June 30, 2023

NOTE 1 – DESCRIPTION OF ORGANIZATION AND SIGNIFICANT ACCOUNTING POLICIES (continued)

C. Basis of Presentation, Basis of Accounting (continued)

3. Revenues - Exchange and Non-Exchange Transactions

Revenue resulting from exchange transactions, in which each party gives and receives essentially equal value, is recorded on the accrual basis when the exchange takes place. On a modified accrual basis, revenue is recorded in the fiscal year in which the resources are measurable and become available. Available means that the resources will be collected within the current fiscal year. Generally, available is defined as collectible within 60 days.

Non-exchange transactions, in which the District receives value without directly giving equal value in return, include property taxes, certain grants, entitlements, and donations. Revenue from property taxes is recognized in the fiscal year in which the taxes are received. Revenue from certain grants, entitlements, and donations is recognized in the fiscal year in which all eligibility requirements have been satisfied. Eligibility requirements include time and purpose requirements. On a modified accrual basis, revenue from non-exchange transactions must also be available before it can be recognized.

D. Assets, Deferred Outflows of Resources, Liabilities, Deferred Inflows of Resources, and Net Position

1. Cash and Investments

For purposes of the statement of cash flows, the District considers all highly liquid investments with a maturity of three months or less, when purchased, to be cash equivalents. Cash deposits are reported at carrying amount, which reasonably estimates fair value.

Investments are reported at fair value except for short-term investments, which are reported at cost, which approximates fair value. Cash deposits are reported at carrying amount, which reasonably estimates fair value. Investments in governmental investment pools are reported at fair value based on the fair value per share of the pool's underlying portfolio.

In accordance with fair value measurements, the District categorizes its assets and liabilities measured at fair value into a three-level hierarchy based on the priority of the inputs to the valuation technique used to determine fair value. The fair value hierarchy gives the highest priority to quoted prices in active markets for identical assets or liabilities (Level 1) and the lowest priority to unobservable inputs (Level 3). If the inputs used in the determination of the fair value measurement fall within different levels of the hierarchy, the categorization is based on the lowest level input that is significant to the fair value measurement.

Financial assets and liabilities recorded on the balance sheet are categorized based on the inputs to the valuation techniques as follows:

Level 1 – Inputs that reflect unadjusted quoted prices in active markets for identical investments, such as stocks, corporate and government bonds. The District has the ability to access the holding and quoted prices as of the measurement date.

Level 2 – Inputs, other than quoted prices, that are observable for the asset or liability either directly or indirectly, including inputs from markets that are not considered to be active.

NORTH COUNTY FIRE PROTECTION DISTRICT

Notes to Financial Statements

June 30, 2023

NOTE 1 – DESCRIPTION OF ORGANIZATION AND SIGNIFICANT ACCOUNTING POLICIES (continued)

D. Assets, Deferred Outflows of Resources, Liabilities, Deferred Inflows of Resources, and Net Position (continued)

1. Cash and Investments (continued)

Level 3 – Inputs that are unobservable. Unobservable inputs reflect the District’s own assumptions about the factors market participants would use in pricing an investment, and is based on the best information available in the circumstances.

2. Accounts Receivable and Allowance for Doubtful Accounts

Accounts receivable – ambulance billings consist of amounts owed by individuals for services rendered for ambulance transport. Uncollectable accounts are based on prior experience and management’s assessment of the collectability of existing accounts. As of June 30, 2023, an allowance for doubtful accounts has been recorded for those uncollectable accounts (see Note 4).

3. Capital Assets

Capital assets are stated at cost or at their estimated fair value at date of donation. It is the District’s policy to capitalize assets costing over \$5,000. The provision for depreciation is computed using the straight-line method over the estimated service lives of the capital assets.

Estimated service lives for the District’s classes of assets are as follows:

Description	Estimated Lives
Structures and Improvements	10-50 years
Hydrants	10 years
Equipment and Vehicles	5-20 years

4. Deferred Outflows/Inflows of Resources

In addition to assets, the statement of net position reports a separate section for deferred outflows of resources. This separate financial statement element, *deferred outflows of resources*, represents a consumption of net assets that applies to a future period and so will not be recognized as an outflow of resources (expense/expenditure) until then.

In addition to liabilities, the statement of net position reports a separate section for deferred inflows of resources. This separate financial statement element, *deferred inflows of resources*, represents an acquisition of net assets that applies to a future period and will not be recognized as an inflow of resources (revenue) until that time.

5. Compensated Absences

The District’s policy is to permit full time employees to accumulate earned vacation time and sick leave. Earned vacation time shall be earned by each employee subject to the accrual limitations and policies as defined by District policies. Such unused compensation is calculated at the employees’ then prevalent hourly rate at the time of retirement or termination. Whereas vacation time is compensated at 100% of accumulated hours, sick leave is accrued and compensated only at retirement or termination based on the years of employment.

NORTH COUNTY FIRE PROTECTION DISTRICT

Notes to Financial Statements

June 30, 2023

NOTE 1 – DESCRIPTION OF ORGANIZATION AND SIGNIFICANT ACCOUNTING POLICIES (continued)

D. Assets, Deferred Outflows of Resources, Liabilities, Deferred Inflows of Resources, and Net Position (continued)

6. Pensions

For purposes of measuring the net pension liability and deferred outflows/inflows of resources related to pensions, and pension expense, information about the fiduciary net position of the District's California Public Employees' Retirement System (CalPERS) plan and addition to/deductions from the Plans fiduciary net position have been determined on the same basis as they are reported by CalPERS. For this purpose, benefit payments (including refunds of employee contributions) are recognized when due and payable in accordance with the benefit terms. Investments are reported at fair value.

The following timeframes are used for pension reporting:

Valuation Date June 30, 2021
Measurement Date June 30, 2022
Measurement Period July 1, 2021 to June 30, 2022

Gains and losses related to changes in total pension liability and fiduciary net position are recognized in pension expense systematically over time. The first amortized amounts are recognized in pension expense for the year the gain or loss occurs. The remaining amounts are categorized as deferred outflows and deferred inflows of resources related to pensions and are to be recognized in future pension expense. The amortization period differs depending on the source of the gain or loss. The difference between projected and actual earnings is amortized straight-line over 5 years. All other amounts are amortized straight-line over the average expected remaining service lives of all members that are provided with benefits (active, inactive and retirees) as of the beginning of the measurement period.

7. Postemployment Benefits Other Than Pensions (OPEB)

For purposes of measuring the net OPEB liability, deferred outflows of resources and deferred inflows of resources related to OPEB, and OPEB expense, information about the fiduciary net position of the District's Retiree Benefits Plan ("the Plan") and additions to/deductions from the Plan's fiduciary net position have been determined on the same basis as they are reported by the Plan. For this purpose, the Plan recognizes benefit payments when due and payable in accordance with the benefit terms. Investments are reported at fair value, except for money market investments which are reported at cost.

The following timeframes are used for OPEB reporting:

Valuation Date June 30, 2023
Measurement Date June 30, 2022
Measurement Period July 1, 2021 to June 30, 2022

NORTH COUNTY FIRE PROTECTION DISTRICT

Notes to Financial Statements

June 30, 2023

NOTE 1 – DESCRIPTION OF ORGANIZATION AND SIGNIFICANT ACCOUNTING POLICIES (continued)

E. Assets, Deferred Outflows of Resources, Liabilities, Deferred Inflows of Resources, and Net Position (continued)

8. Net Position

Net position is classified into three components: net investment in capital assets; restricted; and unrestricted. These classifications are defined as follows:

- **Net investment in capital assets** - This component of net position consists of capital assets, including restricted capital assets, net of accumulated depreciation and reduced by the outstanding balances of any bonds, mortgages, notes, or other borrowings that are attributable to the acquisition, construction, or improvement of those assets. If there are significant unspent related debt proceeds at year-end, the portion of the debt attributable to the unspent proceeds are not included in the calculation of net investment in capital assets. Rather, that portion of the debt is included in the same net position component as the unspent proceeds.
- **Restricted** - This component of net position consists of constraints placed on net position use through external constraints imposed by creditors (such as through debt covenants), grantors, contributors, or laws or regulations of other governments or constraints imposed by law through constitutional provisions or enabling legislation.
- **Unrestricted net position** - This component of net position consists of net position that does not meet the definition of "net investment in capital assets" or "restricted".

When both restricted and unrestricted resources are available for use, it is the District's policy to use restricted resources first, then unrestricted resources as they are needed.

9. Fund Balances

The fund balance for governmental funds is reported in classifications based on the extent to which the government is bound to honor constraints on the specific purposes for which amounts in those funds can be spent.

Nonspendable: Fund balance is reported as nonspendable when the resources cannot be spent because they are either in a nonspendable form or legally or contractually required to be maintained intact. Resources in nonspendable form include inventories and prepaid assets.

Restricted: Fund balance is reported as restricted when the constraints placed on the use of resources are either externally imposed by creditors, grantors, contributors, or laws or regulations of other governments; or imposed by law through constitutional provision or by enabling legislation.

Committed: The District's highest decision-making level of authority rests with the District's Board. Fund balance is reported as committed when the Board passes a resolution that places specified constraints on how resources may be used. The Board can modify or rescind a commitment of resources through passage of a new resolution.

Assigned: Resources that are constrained by the District's intent to use them for a specific purpose, but are neither restricted nor committed, are reported as assigned fund balance. Intent may be expressed by either the Board, committees (such as budget or finance), or officials to which the Board has delegated authority.

NORTH COUNTY FIRE PROTECTION DISTRICT

Notes to Financial Statements

June 30, 2023

NOTE 1 – DESCRIPTION OF ORGANIZATION AND SIGNIFICANT ACCOUNTING POLICIES (continued)

D. Assets, Deferred Outflows of Resources, Liabilities, Deferred Inflows of Resources, and Net Position (continued)

8. Fund Balances (continued)

Unassigned: Unassigned fund balance represents fund balance that has not been restricted, committed, or assigned and may be utilized by the District for any purpose. When expenditures are incurred, and both restricted and unrestricted resources are available, it is the District's policy to use restricted resources first, then unrestricted resources in the order of committed, assigned, and then unassigned, as they are needed.

E. Use of Estimates

The preparation of financial statements in conformity with generally accepted accounting principles requires management to make estimates and assumptions that affect the reported amounts of assets and liabilities and disclosure of contingent assets and liabilities at the date of the financial statements and the reported amounts of revenues and expenditures during the reported period. Actual results could differ from those estimates.

F. Property Taxes

The San Diego County Assessor's Office assesses all real and personal property within the County each year. The San Diego County Tax Collector's Office bills and collects the District's share of property taxes and voter-approved taxes. The San Diego County Auditor-Controller's Office remits current property tax collections to the District throughout the year. Property tax in California is levied in accordance with Article XIII A of the State Constitution at one percent (1%) of countywide assessed valuations.

Property taxes receivable at year-end are related to property taxes collected by San Diego County, which have not been credited to the District's cash balance as of June 30. The property tax calendar is as follows:

Lien date	March 1
Levy date	July 1
Due dates	November 1 and March 1
Collection dates	December 10 and April 10

Property taxes levied are recorded as revenue when received, in the fiscal year of levy, because of the adoption of the *alternate method of property tax distribution* known as the Teeter Plan, by the District and San Diego County. The Teeter Plan authorizes the County Auditor-Controller to allocate 100% of the secured property tax billed but not yet received or paid to the District. San Diego County remits tax proceeds to the District in installments during the fiscal year.

NORTH COUNTY FIRE PROTECTION DISTRICT
Notes to Financial Statements
June 30, 2023

NOTE 2 – CASH AND INVESTMENTS

Cash and investments at June 30, 2023, were categorized on the statement of net position as follows:

<u>Description</u>	<u>Balance</u>
Cash and investments	\$ 11,945,484
Restricted – cash and investments	<u>3,890,728</u>
Total cash and investments	<u>\$ 15,836,212</u>

Cash and investments at June 30, 2023, consisted of the following:

<u>Description</u>	<u>Balance</u>
Cash on hand	\$ 118
Demand deposits held with financial institutions	1,908,403
California Local Agency Investment Fund (LAIF)	44,990
San Diego County Pooled Investment Fund (SDCPIF)	6,237,187
California CLASS	<u>7,645,514</u>
Total cash and investments	<u>\$ 15,836,212</u>

Demand Deposits

At June 30, 2023, the carrying amount of the District’s demand deposits was \$1,908,403, and the financial institutions balances totaled \$2,176,890. The net difference represents outstanding checks, deposits-in-transit and/or other reconciling items.

Custodial Credit Risk – Deposits

Custodial credit risk is the risk that in the event of a bank failure, the District’s deposits may not be returned to it. The District does not have a policy for custodial credit risk for deposits. Cash balances held in banks are insured up to \$250,000 by the Federal Depository Insurance Corporation (FDIC) and are collateralized by the respective financial institutions. In addition, the *California Government Code* requires that a financial institution secure deposits made by State or local governmental units by pledging securities in an undivided collateral pool held by a depository regulated under State law (unless so waived by the governmental unit). The market value of the pledged securities in the collateral pool must equal at least 110 percent of the total amount deposited by the public agencies. California law also allows financial institutions to secure public deposits by pledging first trust deed mortgage notes having a value of 150 percent of the secured public deposits and letters of credit issued by the Federal Home Loan Bank of San Francisco having a value of 105 percent of the secured deposits.

California Local Agency Investment Fund (LAIF)

The California State Treasurer, through the Pooled Money Investment Account (PMIA), invests taxpayers’ money to manage the State’s cash flow and strengthen the financial security of local governmental entities. PMIA policy sets as primary investment objectives safety, liquidity and yield. Through the PMIA, the Investment Division manages the Local Agency Investment Fund (LAIF). The LAIF allows cities, counties and special districts to place money in a major portfolio and, at no additional costs to taxpayers, use the expertise of Investment Division staff. Participating agencies can withdraw their funds from the LAIF at any time as LAIF is highly liquid and carries a dollar-in dollar-out amortized cost methodology.

NORTH COUNTY FIRE PROTECTION DISTRICT

Notes to Financial Statements

June 30, 2023

NOTE 2 – CASH AND INVESTMENTS (continued)

California Local Agency Investment Fund (LAIF) (Continued)

The District is a voluntary participant in LAIF. The fair value of the District's investment in this pool is reported at an amount based upon the District's pro-rata share of the fair value provided by LAIF for the entire LAIF portfolio (in relation to the amortized cost of the of that portfolio). The balance available for withdrawal is based on the accounting records maintained by LAIF. LAIF is not categorized under the fair value hierarchy established by GAAP as it is held at an amortized cost basis and it is Not Rated under the current credit risk ratings format. For financial reporting purposes, the District considers LAIF a cash equivalent due to its highly liquid nature and dollar-in dollar-out amortized cost methodology. As of June 30, 2023, the District held \$44,990 in LAIF.

San Diego County Treasury Investment Pool (SDCTIP)

The District is a voluntary participant in the San Diego County Treasury Investment Pool (SDCTIP) pursuant to Government Code Section 53694. The cash flow needs of participants are monitored daily to ensure that sufficient liquidity is maintained to meet the needs of those participants. At the time deposits are made, the San Diego County Treasurer may require the depositing entity to provide annual cash flow projections or an anticipated withdrawal schedule for deposits in excess of \$1 million. Projections are performed no less than semi-annually. In accordance with Government Code Section 27136, all request for withdrawal of funds for the purpose of investing or deposits the funds elsewhere shall be evaluated to ensure the proposed withdrawal will not adversely affect the principal deposits of the other participants. Pool detail may be obtained from the Treasurer-Tax Collector – San Diego Administration Center – 1600 Pacific Hwy, Room 162 – San Diego, CA 92101 or the Treasurer and Tax Collector's office website at www.sdttc.com. As of June 30, 2023, the District had \$6,237,187 in the SDCTIP.

California Cooperative Liquid Assets Securities System (California CLASS)

The California Cooperative Liquid Assets Securities System (California CLASS) is a joint exercise of powers entity authorized under Section 6509.7, California Government Code. California CLASS is a pooled investment option that was created via a joint exercise of powers agreement by and among California public agencies. California CLASS provides California public agencies with a convenient method for investing in high-quality, short- to medium-term securities carefully selected to optimize interest earnings while prioritizing safety and liquidity. The California CLASS Prime and Enhanced Cash funds offer public agencies the opportunity to strengthen and diversify their cash management programs in accordance with the safety, liquidity, and yield hierarchy that governs the investment of public funds. The management of California CLASS is under the direction of a Board of Trustees comprised of eligible Participants of the program. The Board of Trustees has appointed Public Trust Advisors, LLC to serve as the Investment Advisor and Administrator of the program and has U.S. Bank as the Custodian.

The District is a voluntary participant in California CLASS. The fair value of the District's investment in this pool is reported at an amount based upon the District's pro-rata share of the fair value provided by California CLASS for the entire California CLASS portfolio (in relation to the amortized cost of the of that portfolio). The balance available for withdrawal is based on the accounting records maintained by California CLASS. California CLASS is not categorized under the fair value hierarchy established by GAAP as it is held at an amortized cost basis.

The California Class Prime and Enhanced Cash funds receive a credit rating of AAAM (S&P Global Ratings) and AAAs/S1 (FitchRatings), respectively. For financial reporting purposes, the District considers California CLASS a cash equivalent due to its highly liquid nature and dollar-in dollar-out amortized cost methodology. As of June 30, 2023, the District held \$7,645,514 in California CLASS.

NORTH COUNTY FIRE PROTECTION DISTRICT
Notes to Financial Statements
June 30, 2023

NOTE 3 – RESTRICTED – CASH AND INVESTMENTS AND RESTRICTED NET POSITION

Restricted assets and restricted net position as of June 30, 2023, were categorized as follows:

<u>Description</u>	<u>Balance</u>
Restricted – cash and investments	\$ 3,890,728
Restricted – accrued interest receivable	12,105
Restricted – other receivables	<u>125,882</u>
Total restricted net position	<u>\$ 4,028,715</u>

Restricted assets and restricted net position as of June 30, 2023, were received from mitigation fees for capital expenditures and operational revenue for the Rainbow Sub-zone.

NOTE 4 – ACCOUNTS RECEIVABLE – AMBULANCE BILLINGS, NET

Accounts receivable – ambulance billings, net as of June 30, 2023, consisted of the following:

<u>Description</u>	<u>Balance</u>
Accounts receivable – ambulance billings	\$ 2,783,230
Allowance for doubtful accounts	<u>(1,252,453)</u>
Total accounts receivable – ambulance billings, net	<u>\$ 1,530,777</u>

NOTE 5 – OTHER RECEIVABLES

Other receivables at June 30, 2023, were categorized on the statement of net position as follows:

<u>Description</u>	<u>Balance</u>
Other receivables	\$ 785,493
Restricted – other receivables	<u>125,882</u>
Total other receivables	<u>\$ 911,375</u>

Other receivables at June 30, 2023, consisted of the following:

<u>Description</u>	<u>Balance</u>
Property taxes receivable	\$ 118,547
Mitigation fees receivable	123,445
Other receivables	<u>669,383</u>
Total other receivables	<u>\$ 911,375</u>

NORTH COUNTY FIRE PROTECTION DISTRICT

Notes to Financial Statements

June 30, 2023

NOTE 6 – DEPOSITS WITH PUBLIC AGENCIES SELF INSURANCE SYSTEM (PASIS)

The District is one of seven Members in the Public Agency Self-Insurance System (PASIS). PASIS is a joint-powers authority which was established in 1977 for the purpose of operating and maintaining a cooperative program of self-insurance and risk management for workers’ compensation for its Members.

PASIS’s purpose is to provide for the collection of workers’ compensation claims data, purchase claims examiner services, general counsel services and excess insurance coverage. Members are responsible for paying their own claims and related expenses for workers’ compensation related injuries. PASIS requires active Members to maintain a minimum base funding of 125% of a Members’ self-insured retention plus a 15% increase for Members with annual payroll in excess of \$1.8 million. The deductible for self-insured retention selected by the District is \$300,000. PASIS carries excess insurance through a joint powers authority to cover amounts over the self-insured retention.

As of June 30, 2023, the District had \$488,768 on deposit with PASIS. Further information in regards to PASIS is as follows:

- A. **Entity** Public Agency Self-Insurance System (PASIS)
- B. **Purpose** To pool member resources and realize the advantages of a self-insurance reserve for workers' compensation
- C. **Participants** As of June 30, 2023 – Seven member agencies
- D. **Governing board** Seven representatives employed/appointed by members
- E. **District payments for FY 2022:**
 - Contribution \$0
- F. **Condensed financial information** June 30, 2023
 - Audit signed August 31, 2022

	<u>June 30, 2023</u>	<u>District Share</u>
Statement of net position:		
Total assets	\$ 3,524,018	\$ 488,768
Total liabilities	-	-
Net position	<u>\$ 3,524,018</u>	<u>\$ 488,768</u>
Statement of revenues, expenses and changes in net position:		
Total revenues	\$ 73,113	\$ 10,156
Total expenses	-	-
Change in net position	73,113	10,156
Beginning - net position	3,450,905	478,612
Ending - net position	<u>\$ 3,524,018</u>	<u>\$ 488,768</u>
G. District's share of year-end financial position	<u>100.00%</u>	<u>13.87%</u>

NORTH COUNTY FIRE PROTECTION DISTRICT
Notes to Financial Statements
June 30, 2023

NOTE 7 – CAPITAL ASSETS

Changes in capital assets for the year were as follows:

	<u>Balance</u> <u>July 1, 2022</u>	<u>Additions/</u> <u>Transfers</u>	<u>Deletions/</u> <u>Transfers</u>	<u>Balance</u> <u>June 30, 2023</u>
Non-depreciable capital assets:				
Land	\$ 872,639	\$ -	\$ -	\$ 872,639
Construction-in-process	162,479	621,125	(177,837)	605,767
Total non-depreciable capital assets	<u>1,035,118</u>	<u>621,125</u>	<u>(177,837)</u>	<u>1,478,406</u>
Depreciable capital assets:				
Structures and improvements	9,745,866	584,295	-	10,330,161
Hydrants	267,523	-	-	267,523
Equipment and vehicles	12,779,218	981,243	-	13,760,461
Total depreciable capital assets	<u>22,792,607</u>	<u>1,565,538</u>	<u>-</u>	<u>24,358,145</u>
Accumulated depreciation:				
Structures and improvements	(3,655,156)	(188,407)	-	(3,843,563)
Hydrants	(267,523)	-	-	(267,523)
Equipment and vehicles	(8,650,746)	(728,672)	-	(9,379,418)
Total accumulated depreciation	<u>(12,573,425)</u>	<u>(917,079)</u>	<u>-</u>	<u>(13,490,504)</u>
Total depreciable capital assets, net	<u>10,219,182</u>	<u>648,459</u>	<u>-</u>	<u>10,867,641</u>
Total capital assets, net	<u>\$ 11,254,300</u>	<u>\$ 1,269,584</u>	<u>\$ (177,837)</u>	<u>\$ 12,346,047</u>

NOTE 8 – COMPENSATED ABSENCES

Compensated absences comprise unpaid vacation leave which is accrued as earned. The District’s liability for compensated absences is determined annually.

The changes to the compensated absences balance at June 30, 2023 were as follows:

<u>Balance</u> <u>July 1, 2022</u>	<u>Additions</u>	<u>Deletions</u>	<u>Balance</u> <u>June 30, 2023</u>	<u>Current</u> <u>Portion</u>	<u>Long-term</u> <u>Portion</u>
\$ 2,071,418	\$ 955,418	\$ (903,382)	\$ 2,123,454	\$ 1,000,000	\$ 1,123,454

NORTH COUNTY FIRE PROTECTION DISTRICT
Notes to Financial Statements
June 30, 2023

NOTE 9 – PENSION OBLIGATION BONDS

Changes in pension obligation bonds amounts for the year ended June 30, 2023, was as follows:

<u>Balance</u> <u>July 1, 2022</u>	<u>Additions</u>	<u>Deletions</u>	<u>Balance</u> <u>June 30, 2023</u>	<u>Current</u> <u>Portion</u>	<u>Long-term</u> <u>Portion</u>
\$ 18,705,000	\$ -	\$ (700,000)	\$ 18,005,000	\$ 725,000	\$ 17,280,000

On June 1, 2020, the District issued 2020 Taxable Pension Obligation Bonds in the amount of \$20,305,000. The 2021 bonds were placed with U.S. Bank National Association. The bonds were issued to (a) finance a portion of the District’s unfunded accrued liability to the California Public Employees’ Retirement System (CalPERS) for the benefit of the District’s employees and to pay a portion of current normal costs, and (b) pay the costs incurred in connection with the issuance of the bonds. The bonds bear variable interest rates ranging from 1.355% to 3.568% and are payable semiannually on June 1 and December 1 of each year, commencing December 1, 2022 until maturity or earlier redemption. The bonds mature in fiscal year 2040. Total principal and interest remaining on the bonds as of June 30, 2023 is \$23,954,461 Future remaining payments are as follows:

<u>Fiscal Year</u>	<u>Principal</u>	<u>Interest</u>	<u>Total</u>
2024	725,000	539,578	1,264,578
2025	715,000	527,049	1,242,049
2026	705,000	513,622	1,218,622
2027	695,000	497,597	1,192,597
2028	690,000	480,757	1,170,757
2029-2033	5,315,000	2,059,278	7,374,278
2034-2038	6,320,000	1,178,870	7,498,870
2039-2040	2,840,000	152,710	2,992,710
Total	18,005,000	\$ 5,949,461	\$ 23,954,461
Current	(725,000)		
Long-term	\$ 17,280,000		

Bond Provisions

The obligations of the District under the bonds, including the obligation to make all payments of interest and principal when due, are obligations of the District imposed by law and are absolute and unconditional, without any right of set-off or counterclaim. The bonds do not constitute an obligation of the District for which the District is obligated to levy or pledge any form of taxation. Neither the bonds nor the obligations of the District to make payments on the bonds constitute an indebtedness of the District, the State of California, or any of its political subdivisions in contravention of any constitutional or statutory debt limitation or restriction. For the purpose of paying the principal of and interest on the bonds, the District’s council has covenanted under the trust agreement, to take such actions annually as are necessary or appropriate to cause the debt service on the bonds due in any fiscal year to be included in the budget for such fiscal year and to make the necessary appropriations therefor from any legally available funds to ensure that sufficient sums are available to pay the annual principal of and interest on the bonds as the same become due.

NORTH COUNTY FIRE PROTECTION DISTRICT

Notes to Financial Statements

June 30, 2023

NOTE 9 – PENSION OBLIGATION BONDS (continued)

Bond Provisions (continued)

The bonds maturing on or before June 1, 2035, are not subject to optional redemption prior to their respective stated maturities. The bonds maturing on and after June 1, 2035, are subject to optional redemption from any source of available funds of the District, prior to their respective maturities, in whole or in part among maturities as specified by the District, and by lot within a maturity, on any date on or after June 1, 2035, at a redemption price equal to the principal amount of the bonds to be redeemed, plus accrued interest thereon to the date of redemption, without premium.

The bonds maturing on June 1, 2035 to June 1, 2040, are also subject to mandatory sinking fund redemption on June 1 in the years, and in the amounts, as set forth in the official statement at a redemption price equal to one hundred percent (100%) of the principal amount thereof to be redeemed (without premium), together with interest accrued thereon to the date fixed for redemption.

The following events constitute events of default under the trust agreement: (a) if default shall be made in the due and punctual payment of the principal of any bond when and as the same shall become due and payable, whether at maturity as therein expressed, by declaration or otherwise; (b) if default shall be made in the due and punctual payment of any installment of interest on any bond when and as such interest installment shall become due and payable; (c) if default shall be made by the District in the observance of any of the covenants, agreements or conditions on its part in the trust agreement or in the bonds contained, and such default shall have continued for a period of thirty (30) days after written notice thereof to the District; or (d) if the District shall file a petition seeking reorganization or arrangement under the federal bankruptcy laws or any other applicable law of the United States of America, or if a court of competent jurisdiction shall approve a petition, seeking reorganization of the District under the federal bankruptcy laws or any other applicable law of the United States of America, or if, under the provisions of any other law for the relief or aid of debtors, any court of competent jurisdiction shall assume custody or control of the District or of the whole or any substantial part of its property. A bondholder may exercise any remedies available pursuant to the law or the trust agreement if an event of default occurs under the trust agreement.

NORTH COUNTY FIRE PROTECTION DISTRICT
Notes to Financial Statements
June 30, 2023

NOTE 10 – LONG-TERM DEBT OBLIGATIONS PAYABLE

Changes in long-term debt obligations payable amounts for the year ended June 30, 2023, were as follows:

Long-Term Debt	Balance July 1, 2022	Additions	Payments	Balance June 30, 2023	Current Portion	Long-term Portion
Bond payable – Station No. 5	\$ 2,117,000	\$ -	\$ (146,000)	\$ 1,971,000	\$ 151,000	\$ 1,820,000
Capital lease payable – EKG monitors	60,666	-	(60,666)	-	-	-
Capital lease payable - equipment	1,275,931	-	(1,275,931)	-	-	-
Loan payable – solar project I	271,569	-	(49,287)	222,282	33,262	189,020
Loan payable – solar project II	169,340	-	(16,407)	152,933	11,070	141,863
Loan payable – administrative building	610,729	-	(610,729)	-	-	-
Total long-term debt	<u>\$ 4,505,235</u>	<u>\$ -</u>	<u>\$ (2,159,020)</u>	<u>\$ 2,346,215</u>	<u>\$ 195,332</u>	<u>\$ 2,150,883</u>

Bonds Payable

On September 9, 2013, the District issued bonds for the par amount of \$3,126,000. The proceeds were used for the construction of station no. 5. The bond’s coupon rate is at 4.35% per annum, and matures on September 1, 2033, with annual debt service payments which include principal and interest. The loan is payable until September 2033. Future remaining payments are as follows:

Fiscal Year	Principal	Interest	Total
2024	\$ 151,000	\$ 84,129	\$ 235,129
2025	158,000	77,474	235,474
2026	166,000	70,513	236,513
2027	174,000	63,227	237,227
2028	180,000	55,593	235,593
2029-2033	1,028,000	151,859	1,179,859
2034	<u>114,000</u>	<u>2,480</u>	<u>116,480</u>
Total	1,971,000	<u>\$ 505,275</u>	<u>\$ 2,476,275</u>
Current	<u>(151,000)</u>		
Long-term	<u>\$ 1,820,000</u>		

NORTH COUNTY FIRE PROTECTION DISTRICT

Notes to Financial Statements

June 30, 2023

NOTE 10 – LONG-TERM DEBT OBLIGATIONS PAYABLE (continued)

Capital Lease Payable – EKG Monitors

The District entered into a capital lease for the purchase of ten EKG monitors for \$303,331 with no interest. Annual principal payments are due on August 1 of each year through 2023. The District paid-off the capital lease in fiscal year 2023.

Capital Lease Payable – Equipment

The District entered a capital lease in July 2019 for two new pumpers with associated equipment for use in fire programs. The initial payment was due August 2021 and payments required quarterly thereafter of \$33,495 through May 2034. Total purchase cost is \$1,464,657 with an implicit interest rate of approximately 7.4%. The lessor retains a first lien security interest in the property while the lease agreement is in place. The District paid-off the capital lease in fiscal year 2023.

Loan Payable – Solar Project I

In April 2015, the District purchased a solar power system from the State of California-Energy Resources Conservation and Development Commission for \$475,241, with a loan payable for \$475,241 at a 1.0% interest rate per annum. Principal and interest payments are \$17,704 semi-annually on December 22 and June 22. The loan is payable until December 2029. Future remaining payments are as follows:

<u>Fiscal Year</u>	<u>Principal</u>	<u>Interest</u>	<u>Total</u>
2024	\$ 33,262	\$ 2,145	\$ 35,407
2025	33,601	1,806	35,407
2026	33,938	1,470	35,408
2027	34,278	1,130	35,408
2028	34,620	788	35,408
2029-2030	<u>52,583</u>	<u>527</u>	<u>53,110</u>
Total	222,282	<u>\$ 7,866</u>	<u>\$ 230,148</u>
Current	<u>(33,262)</u>		
Long-term	<u>\$ 189,020</u>		

NORTH COUNTY FIRE PROTECTION DISTRICT

Notes to Financial Statements

June 30, 2023

NOTE 10 – LONG-TERM DEBT OBLIGATIONS PAYABLE (continued)

Loan Payable – Solar Project II

In fiscal year 2018, the District purchased a solar power system from the State of California-Energy Resources Conservation and Development Commission for \$227,475, with a loan payable for \$227,475 at a 1.0% interest rate per annum. Principal and interest payments are \$12,575 semi-annually on December 22 and June 22. The loan is payable until June 2036. Future remaining payments are as follows:

<u>Fiscal Year</u>	<u>Principal</u>	<u>Interest</u>	<u>Total</u>
2024	\$ 11,070	\$ 1,505	\$ 12,575
2025	11,185	1,390	12,575
2026	11,297	1,279	12,576
2027	11,410	1,165	12,575
2028	11,522	1,054	12,576
2029-2033	59,376	3,501	62,877
2034-2036	<u>37,073</u>	<u>652</u>	<u>37,725</u>
Total	152,933	<u>\$ 10,546</u>	<u>\$ 163,479</u>
Current	<u>(11,070)</u>		
Long-term	<u>\$ 141,863</u>		

Loan Payable – Administrative Building

On May 24, 2018, the District entered into an installment agreement for \$900,000 to purchase its administration building. The loan is payable monthly through August 2030, and compounds interest at a rate of 3.4% per annum. The District paid-off the loan payable in fiscal year 2023.

NORTH COUNTY FIRE PROTECTION DISTRICT

Notes to Financial Statements

June 30, 2023

NOTE 11 – WORKERS’ COMPENSATION CLAIMS PAYABLE

The District is exposed to various risks of loss and has effectively managed risk through a combination of insurance, with deductibles, self-insurance, and employee education and prevention programs. Expenditures and claims are recognized when it is probable that a loss has occurred and the amount of the loss can be reasonably estimated. In determining claims, events that might create claims, but for which none have been reported, are considered. In addition, there were no settlements or claims in the past three years that exceeded insurance coverage.

The District is self-insured for workers’ compensation benefits. The District is one of nine participants in the Public Agency Self-Insurance System (PASIS). PASIS is a joint-powers authority which was established in 1977 for the purpose of operating and maintaining a cooperative program of self-insurance and risk management for workers’ compensation. There is no pooling of workers’ compensation liability between the participants, and each participant self-insures their liability up to \$300,000 per occurrence. As of June 30, 2023, the District had \$488,768 on deposit with PASIS. All members are responsible for paying their own claims and related expenses. PASIS may advance funds to members who have incurred large losses; however, these advances must be repaid. Excess insurance is purchased above the self-insured retention. As of June 30, 2023, the liability for workers’ compensation claims payable was estimated at \$4,013,381.

Changes in workers’ compensation claims payable for the year ended June 30, 2023, were as follows:

<u>Description</u>	<u>Balance</u>
Estimated claims balance – July 1, 2022	<u>\$ 3,613,804</u>
Claim refunds (payments)	(504,620)
Revised claims estimate	<u>904,197</u>
Change in claims balance	<u>399,577</u>
Estimated claims balance – June 30, 2023	<u><u>\$ 4,013,381</u></u>

NORTH COUNTY FIRE PROTECTION DISTRICT

Notes to Financial Statements

June 30, 2023

NOTE 12 – OTHER POSTEMPLOYMENT BENEFITS OTHER THAN PENSIONS (OPEB)

Summary

The following balances on the statement of net position will be addressed in this footnote as follows:

Description	Amount
OPEB related deferred outflows of resources	\$ 1,175,724
Net other post-employment benefits obligation	4,477,136
OPEB related deferred inflows of resources	1,523,260

A. General Information about the OPEB Plan

Plan description

The District provides other postemployment benefits (OPEB) to employees who retire from the District and meet certain eligibility requirements. The contribution requirements of single-employer plan members and the District are established and may be amended by the Board of Directors. The District implemented its OPEB plan in the fiscal year ended June 30, 2014 when the District joined CalPERS for medical insurance for its employees and retirees. No assets are accumulated in a trust that meets the criteria in paragraph 4 of Statement 75.

Benefits provided

Following is a description of the current retiree benefit plan:

	Firefighters	Miscellaneous
Benefit types provided	Medical only	Medical only
Duration of Benefits	Lifetime	Lifetime
Required Service	CalPERS Retirement	CalPERS Retirement
Minimum Age	CalPERS Retirement	CalPERS Retirement
Dependent Coverage	Surviving Spouse only	Surviving Spouse only
District Contribution %	100% to cap	100% to cap
District Cap	Minimum employer contribution under PEMHCA*	Minimum employer contribution under PEMHCA*

* \$152 per month in 2022 indexed to Medical component of the CPI

Employees covered by benefit terms

At June 30, 2023, the following employees were covered by the benefit terms:

Description	Amount
Inactive employees entitled to but not yet receiving benefit payments	38
Active employees	73
Total	<u>111</u>

NORTH COUNTY FIRE PROTECTION DISTRICT

Notes to Financial Statements

June 30, 2023

NOTE 12 – OTHER POSTEMPLOYMENT BENEFITS OTHER THAN PENSIONS (OPEB) (continued)

B. Total OPEB Liability

The District's total OPEB liability of \$4,476,523 was measured as of June 30, 2023, and was determined by an actuarial valuation as of that date.

Actuarial assumptions and other inputs

The total OPEB liability in the June 30, 2023 actuarial valuation was determined using the following actuarial assumptions and other inputs, applied to all periods included in the measurement, unless otherwise specified:

Discount Rate	4.13%
Inflation	2.75%
Salary Increases	2.80%
Investment Rate of Return	4.13%
Mortality Rate	CalPERS Membership Data
Pre-Retirement Turnover	CalPERS Membership Data
Healthcare Trend Rate	4.5 to 6.5%

Discount Rate

The discount rate used to measure the total OPEB liability was 4.13%. The projection of cash flows used to determine the discount rate assumed that the District's contributions will be made at rates equal to the actuarially determined contribution rates. Therefore, the long-term expected rate of return on OPEB plan investments was applied to all periods of projected benefit payments to determine the total OPEB liability.

C. Changes in the Net OPEB Liability

The changes in the total OPEB liability are as follows:

	Total OPEB Liability
Balance at July 1, 2022	\$ 4,299,746
Changes for the year:	
Service cost	203,765
Interest	181,800
Changes in assumptions	(167,694)
Differences between expected and actual experience	77,124
Benefit payments	(118,218)
Net changes	<u>176,777</u>
Balance at June 30, 2023	<u>\$ 4,476,523</u>

Changes of Assumptions

In fiscal year 2022-23, the measurement period, there was a change in the discount rate from 4.09% to 4.13%.

Change of Benefit Terms

In fiscal year 2022-23, the measurement period, there were no changes to the benefit terms.

Subsequent Events

There were no subsequent events that would materially affect the results presented in this disclosure.

NORTH COUNTY FIRE PROTECTION DISTRICT

Notes to Financial Statements

June 30, 2023

NOTE 12 – POSTEMPLOYMENT BENEFITS OTHER THAN PENSIONS (OPEB) (continued)

C. Changes in the Net OPEB Liability

Sensitivity of the Total OPEB Liability to Changes in the Discount Rate

The following presents the total OPEB liability of the District, as well as what the District’s total OPEB liability would be if it were calculated using a discount rate that is 1-percentage point lower (3.13%) or 1 percentage point higher (5.13%) than the current discount rate:

1% Decrease 3.13%	Current Discount Rate 4.13%	1% Increase 5.13%
\$ 5,175,004	\$ 4,476,523	\$ 3,911,251

Sensitivity of the Total OPEB Liability to Changes in Medical Trend Rates

The following presents the total OPEB liability of the District, as well as what the District’s total OPEB liability would be if it were calculated using medical trend rates that are 1-percentage point lower:

1% Decrease	Current Healthcare Cost Trend Rate	1% Increase
\$ 3,799,528	\$ 4,476,523	\$ 5,355,953

D. OPEB Expense and Deferred Outflows/Inflows of Resources Related to OPEB

For the year ended June 30, 2022, the District recognized OPEB expense of \$371,765. At June 30, 2023, the District reported deferred outflows of resources and deferred inflows of resources related to OPEB from the following sources:

Description	Deferred Outflows of Resources	Deferred Inflows of Resources
Changes of assumptions	\$ 628,077	\$ (171,264)
Differences between expected and actual experience	547,647	(1,351,996)
Total	\$ 1,175,724	\$ (1,523,260)

Deferred outflows of resources and deferred inflows of resources related to OPEB will be recognized as OPEB expense as follows:

Year Ended June 30	Amount
2024	\$ (13,801)
2025	(27,947)
2026	(27,947)
2027	(27,947)
2028	(27,947)
Thereafter	(221,947)
Total	\$ (347,536)

NORTH COUNTY FIRE PROTECTION DISTRICT
Notes to Financial Statements
June 30, 2023

NOTE 13 – NET PENSION LIABILITY/ASSET AND DEFINED BENEFIT PENSION PLAN

Summary

The following balances on the statement of net position will be addressed in this footnote as follows:

<u>Description</u>	<u>Amount</u>
Pension related deferred outflows of resources	\$ 20,275,674
Net pension liability	13,500,693
Pension related deferred inflows of resources	9,920,542

A. General Information About the Pension Plans (continued)

The Plans Description Schedule

The District has engaged with CalPERS to administer the following pension plans for its employees (members):

	<u>Miscellaneous Plans</u>	
	<u>Classic Tier 1</u>	<u>PEPRA Tier 2</u>
Hire date	Prior to <u>December 31, 2012</u>	On or after <u>January 1, 2013</u>
Benefit formula	2.7% @ 55	2.0% @ 62
Benefit vesting schedule	5-years or service	5-years or service
Benefits payments	Monthly for life	Monthly for life
Retirement age	50 - 67 & up	52 - 67 & up
Monthly benefits, as a % of eligible compensation	2.0% to 2.7%	1.0% to 2.0%
Required member contribution rates	8.000%	7.250%
Required employer contribution rates	14.870%	7.730%
	<u>Safety Plans</u>	
	<u>Classic Tier 1</u>	<u>PEPRA Tier 2</u>
Hire date	Prior to <u>December 31, 2012</u>	On or after <u>January 1, 2013</u>
Benefit formula	3.0% @ 55	2.7% @ 57
Benefit vesting schedule	5-years or service	5-years or service
Benefits payments	Monthly for life	Monthly for life
Retirement age	50 - 55 & up	50 - 57 & up
Monthly benefits, as a % of eligible compensation	2.4% to 3.0%	2.0% to 2.7%
Required member contribution rates	9.000%	13.750%
Required employer contribution rates	23.620%	13.980%

NORTH COUNTY FIRE PROTECTION DISTRICT

Notes to Financial Statements

June 30, 2023

NOTE 13 – NET PENSION LIABILITY AND DEFINED BENEFIT PENSION PLAN (continued)

A. General Information About the Pension Plans (continued)

Plan Description

The District contributes to the California Public Employees’ Retirement System (CalPERS), a cost-sharing multiple-employer defined benefit pension plan. CalPERS acts as a common investment and administrative agent for participating public entities within the State of California. A full description of the pension plan, benefit provisions, assumptions (for funding, but not accounting purposes), and membership information are listed in the June 30, 2021 Annual Actuarial Valuation Report. This report and CalPERS’ audited financial statements are publicly available reports that can be obtained at CalPERS’ website under Forms and Publications.

Members Covered by Benefit Terms

At June 30, 2022 (Measurement Date), the following members were covered by the benefit terms:

Plan Members	Miscellaneous Plans		Total
	Classic Tier 1	PEPRA Tier 2	
Active members	4	27	31
Transferred and terminated members	7	36	43
Retired members and beneficiaries	32	-	32
Total plan members	43	63	106

Plan Members	Safety Plans		Total
	Classic Tier 1	PEPRA Tier 2	
Active members	42	11	53
Transferred and terminated members	54	28	82
Retired members and beneficiaries	75	-	75
Total plan members	171	39	210

Benefits Provided

CalPERS provides service retirement and disability benefits, annual cost of living adjustments, and death benefits to Plan members, who must be public employees and beneficiaries. Benefits are based on years of credited service, equal to one year of full-time employment. Members with five years of total service are eligible to retire at age 50 with statutorily reduced benefits. All members are eligible for nonindustrial disability benefits after five years of service. The death benefit is one of the following the Basic Death Benefit, the 1957 Survivor Benefit, or the Optional Settlement 2W Death Benefit. The cost-of-living adjustments for each Plan are applied as specified by the Public Employees’ Retirement Law.

NORTH COUNTY FIRE PROTECTION DISTRICT

Notes to Financial Statements

June 30, 2023

NOTE 13 – NET PENSION LIABILITY AND DEFINED BENEFIT PENSION PLAN (continued)

A. General Information About the Pension Plans (Continued)

Contributions

Section 20814(c) of the California Public Employees’ Retirement Law requires that the employer contribution rates for all public employers be determined on an annual basis by the actuary and shall be effective on the July 1 following notice of a change in the rate. Funding contributions for both Plans are determined annually on an actuarial basis as of June 30 by CalPERS. The actuarially determined rate is the estimated amount necessary to finance the costs of benefits earned by employees during the year, with an additional amount to finance any unfunded accrued liability. The District is required to contribute the difference between the actuarially determined rate and the contribution rate of employees.

Contributions for the year ended June 30, 2023, (Measurement Date June 30, 2022) were as follows:

Contribution Type	Total Plans		
	Classic Tier 1	PEPRA Tier 2	Total
Contributions – Miscellaneous Plan	\$ 466,098	\$ 142,106	\$ 608,204
Contributions – Safety Plan	1,790,506	203,467	1,993,973
Total contributions	\$ 2,256,604	\$ 345,573	\$ 2,602,177

B. Pension Liabilities, Pension Expenses, and Deferred Outflows/Inflows of Resources Related to Pensions

Proportionate Share of Net Pension Liability and Pension Expense

The District’s net pension liability for each Plan is measured as the proportionate share of the net pension liability. The net pension liability of each of the Plans is measured as of June 30, 2022, and the total pension liability for each Plan used to calculate the net pension liability was determined by an actuarial valuation as of June 30, 2021, rolled forward to June 30, 2022, using standard update procedures. The District’s proportionate share of the net pension liability was based on a projection of the District’s long-term share of contributions to the pension plans relative to the projected contributions of all participating employers, actuarially determined.

The following table shows the District’s proportionate share of the risk pool collective net pension liability over the measurement period for the Total Plan for the fiscal year ended June 30, 2022:

Plan Type and Balance Descriptions	Plan Total Pension Liability	Plan Fiduciary Net Position	Plan Net Pension Liability
CalPERS – Total Plan:			
Balance as of June 30, 2021 (Measurement Date)	\$ 112,028,908	\$ 118,167,018	\$ (6,138,110)
Balance as of June 30, 2022 (Measurement Date)	\$ 119,534,953	\$ 106,034,260	\$ 13,500,693
Change in Plan Net Pension Liability	\$ 7,506,045	\$ (12,132,758)	\$ 19,638,803

NORTH COUNTY FIRE PROTECTION DISTRICT

Notes to Financial Statements

June 30, 2023

NOTE 13 – NET PENSION LIABILITY AND DEFINED BENEFIT PENSION PLAN (continued)

B. Net Pension Liability, Pension Expenses, Deferred Outflows of Resources and Deferred Inflows of Resources Related to Pension Plans (Continued)

The District’s proportionate share percentage of the net pension liability for the June 30, 2022, measurement date was as follows:

<u>CalPERS – Total Plans</u>	<u>Percentage Share of Risk Pool</u>		<u>Change Increase/ (Decrease)</u>
	<u>Fiscal Year Ending June 30, 2023</u>	<u>Fiscal Year Ending June 30, 2022</u>	
Measurement Date	June 30, 2022	June 30, 2021	
Percentage of Risk Pool Net Pension Liability	0.08596%	-0.01231%	0.09827%
Percentage of Plan (PERF C) Net Pension Liability	0.11688%	-0.11350%	0.23038%

For the fiscal year ended June 30, 2023, the District recognized pension expense/(credit) of \$16,897,843. At June 30, 2023, the District reported deferred outflows of resources and deferred inflows of resources related to pensions from the following sources:

<u>Account Description</u>	<u>Deferred Outflows of Resources</u>	<u>Deferred Inflows of Resources</u>
Pension contributions made after the measurement date	\$ 2,602,177	\$ -
Difference between actual and proportionate share of employer contributions	3,981,330	(5,510,487)
Adjustment due to differences in proportions	9,621,565	(4,254,821)
Differences between expected and actual experience	487,808	(155,234)
Differences between projected and actual earnings on pension plan investments	2,216,053	-
Changes in assumptions	1,366,741	-
Total Deferred Outflows/(Inflows) of Resources	\$ 20,275,674	\$ (9,920,542)

The deferred outflows of resources related to pensions resulting from District contributions subsequent to the measurement date will be recognized as a reduction of the net pension liability in the subsequent fiscal year. The deferred outflows/(inflows) of resources related to the difference between projected and actual earnings on pension plan investments will be amortized over a closed five-year period. The deferred outflows/(inflows) of resources related to the net change in proportionate share of net pension liability, changes of assumptions, and differences between expected and actual experience in the measurement of the total pension liability will be amortized over the Expected Average Remaining Service Life (EARSL) of all members that are provided benefits (active, inactive, and retirees) as of the beginning of the measurement period. The EARSL for the measurement period is 3.8 years.

NORTH COUNTY FIRE PROTECTION DISTRICT

Notes to Financial Statements

June 30, 2023

NOTE 13 – NET PENSION LIABILITY AND DEFINED BENEFIT PENSION PLAN (continued)

B. Net Pension Liability, Pension Expenses, Deferred Outflows of Resources and Deferred Inflows of Resources Related to Pension Plans (Continued)

An amount of \$2,602,177 reported as deferred outflows of resources related to contributions subsequent to the measurement date will be recognized as a reduction of the net pension liability in the year ending June 30, 2024. Other amounts reported as deferred outflows of resources and deferred inflows of resources related to pensions will be recognized as a reduction to pension expense as follows:

Amortization Period Fiscal Year Ended June 30,	Deferred Outflows/(Inflows) of Resources
2024	\$ 2,750,586
2025	2,295,280
2026	1,354,280
2027	1,352,809
Total	\$ 7,752,955

Actuarial Methods and Assumptions Used to Determine Total Pension Liability

For the measurement period ending June 30, 2022 (the measurement date), the total pension liability was determined by rolling forward the June 30, 2021, total pension liability. The June 30, 2022, total pension liability was based on the following actuarial methods and assumptions:

Actuarial Cost Method	Entry Age Normal in accordance with the requirement of GASB Statement No. 68
Actuarial Assumptions:	
Discount Rate	6.90%
Inflation	2.30%
Salary Increases	Varies by Entry Age and Service
Investment Rate of Return	7.50% Net of Pension Plan Investment and Administrative Expenses; includes Inflation
Mortality Rate Table	Derived using CalPERS' Membership Data for all Funds. The mortality table used was developed based on CalPERS' specific data. The table includes 20 years of mortality improvements using Society of Actuaries Scale BB
Post Retirement Benefit Increase	Contract COLA up to 2.50% until Purchasing Power Protection Allowance Floor on Purchasing Power applies, 2.50% thereafter

NORTH COUNTY FIRE PROTECTION DISTRICT

Notes to Financial Statements

June 30, 2023

NOTE 13 – NET PENSION LIABILITY AND DEFINED BENEFIT PENSION PLAN (continued)

B. Net Pension Liability, Pension Expenses, Deferred Outflows of Resources and Deferred Inflows of Resources Related to Pension Plans (continued)

Long-term Expected Rate of Return

The long-term expected rate of return on pension plan investments was determined using a building-block method in which expected future real rates of return (expected returns, net of pension plan investment expense and inflation) are developed for each major asset class.

In determining the long-term expected rate of return, CalPERS took into account both short-term and long-term market return expectations as well as the expected pension fund cash flows. Using historical returns of all the funds’ asset classes, expected compound (geometric) returns were calculated over the short-term (first 10 years) and the long-term (11+ years) using a building-block approach. Using the expected nominal returns for both short-term and long-term, the present value of benefits was calculated for each fund. The expected rate of return was set by calculating the rounded single equivalent expected return that arrived at the same present value of benefits for cash flows as the one calculated using both short-term and long-term returns. The expected rate of return was then set equal to the single equivalent rate calculated above and adjusted to account for assumed administrative expenses.

The table below reflects long-term expected real rate of return by asset class.

Investment Type ¹	New Strategic Allocation	Real Return ^{1,2}
Global Equity - Cap-weighted	30.0%	4.54%
Global Equity - Non-Cap-weighted	12.0%	3.84%
Private Equity	13.0%	7.28%
Treasury	5.0%	0.27%
Mortgage-backed Securities	5.0%	0.50%
Investment Grade Corporates	10.0%	1.56%
High Yield	5.0%	2.27%
Emerging Market Debt	5.0%	2.48%
Private Debt	5.0%	3.57%
Real Assets	15.0%	3.21%
Leverage	-5.0%	-0.59%
	100.0%	

¹ An expected inflation of 2.30% used for this period.

² Figures are based on the 2021 Asset Liability Management study.

Discount Rate

The discount rate used to measure the total pension liability was 6.90%. The projection of cash flows used to determine the discount rate assumed that contributions from plan members will be made at the current member contribution rates and that contributions from employers will be made at statutorily required rates, actuarially determined. Based on those assumptions, the Plan’s fiduciary net position was projected to be available to make all projected future benefit payments of current plan members. Therefore, the long-term expected rate of return on plan investments was applied to all periods of projected benefit payments to determine the total pension liability.

Subsequent Events

There were no subsequent events that would materially affect the results in this disclosure.

NORTH COUNTY FIRE PROTECTION DISTRICT

Notes to Financial Statements

June 30, 2023

NOTE 13 – NET PENSION LIABILITY AND DEFINED BENEFIT PENSION PLAN (continued)

B. Net Pension Liability, Pension Expenses, Deferred Outflows of Resources and Deferred Inflows of Resources Related to Pension Plans (continued)

Sensitivity of the Net Pension Liability to Changes in the Discount Rate

The following presents the net pension liability/(asset) of the Plan as of the measurement date, calculated using the discount rate of 6.90%, as well as what the net pension liability would be if it were calculated using a discount rate that is 1 percentage-point lower (5.90%) or 1 percentage-point higher (7.90%) than the current rate:

Plan Type	Plan's Net Pension Liability/(Asset)		
	Discount Rate	Current	Discount Rate
	- 1%	Discount Rate	+ 1%
	5.90%	6.90%	7.90%
CalPERS – Total Plans	\$ 29,989,211	\$ 13,500,693	\$ 17,056

Pension Plan Fiduciary Net Position

Detailed information about the pension plan’s fiduciary net position is available in the separately issued CalPERS financial report and can be obtained from CalPERS’ website under Forms and Publications.

C. Payable to the Pension Plans

At June 30, 2023, the District reported no payables for outstanding contributions to the CalPERS pension plan required for the year ended June 30, 2023.

NOTE 14 – NET INVESTMENT IN CAPITAL ASSETS

At June 30, 2023, the net investment in capital assets was calculated as follows:

Description	Balance
Capital assets – not being depreciated	\$ 1,478,406
Capital assets – being depreciated, net	10,867,641
Long-term debt obligations payable – current portion	(195,332)
Long-term debt obligations payable – noncurrent portion	(2,150,883)
Total net investment in capital assets	\$ 9,999,832

NOTE 15 – UNRESTRICTED NET POSITION (DEFICIT)

As of June 30, 2023, the District has an unrestricted net position deficit of (\$20,036,618). The unrestricted net position deficit resulted from the reporting of the District’s net pension liability/(asset) of \$13,500,693 along with the remaining balance of the pension obligation bonds issued of \$18,005,000. These liabilities are being reviewed on an annual basis.

NORTH COUNTY FIRE PROTECTION DISTRICT
Notes to Financial Statements
June 30, 2023

NOTE 16 – FUND BALANCES

At June 30, 2023, fund balances of the District’s governmental funds were classified as follows:

Description	General Fund	Fire Mitigation Fund	Other Governmental Funds	Total
Nonspendable:				
Prepaid items	\$ 177,951	\$ -	\$ -	\$ 177,951
Restricted:				
Fallbrook – mitigation	-	1,765,819	-	1,765,819
Rainbow subzone – operations	-	-	2,258,822	2,258,822
Rainbow subzone – mitigation	-	-	4,074	4,074
Total restricted	-	1,765,819	2,262,896	4,028,715
Assigned:				
Deposits with Public Agencies Self-Insurance System	488,768	-	-	488,768
Compensated absences	2,123,454	-	-	2,123,454
Workers' compensation claims payable	4,013,381	-	-	4,013,381
Total assigned	6,625,603	-	-	6,625,603
Unassigned	5,342,923	-	-	5,342,923
Total fund balances	\$ 12,146,477	\$ 1,765,819	\$ 2,262,896	\$ 16,175,192

NOTE 17 – DEFERRED COMPENSATION SAVINGS PLAN

For the benefit of its employees, the District participates in a 457 Deferred Compensation Program. The purpose of this Program is to provide deferred compensation for public employees that elect to participate in the Program. Generally, eligible employees may defer receipt of a portion of their salary until termination, retirement, death or unforeseeable emergency. Until the funds are paid or otherwise made available to the employee, the employee is not obligated to report the deferred salary for income tax purposes.

Federal law requires deferred compensation assets to be held in trust for the exclusive benefit of the participants. Accordingly, the District is in compliance with this legislation. Therefore, these assets are not the legal property of the District, and are not subject to claims of the District’s general creditors.

The District has implemented GASB Statement No. 32, *Accounting and Financial Reporting for Internal Revenue Code Section 457 Deferred Compensation Plans*. Since the District has little administrative involvement and does not perform the investing function for this plan, the assets and related liabilities are not shown on the statement of net position.

NORTH COUNTY FIRE PROTECTION DISTRICT

Notes to Financial Statements

June 30, 2023

NOTE 18 – JOINT VENTURES

The District is a member of the North County Dispatch Joint Powers Authority (Authority). The Authority was formed on June 11, 1984, and other member agencies include the North County Fire Protection District, and the cities of Vista, San Marcos, Solana Beach, Oceanside, Encinitas, and Carlsbad. The purpose of the Authority is to provide dispatching and emergency communication services for fire protection, security, and medical services. Each member provides an annually determined contribution towards the ongoing operation of the Authority. In the event of dissolution of the Authority, available assets shall be distributed to the member agencies in proportion to the aggregate contribution made by each agency during the entire term of the agreement.

The activities of the Authority are supervised by a board of directors consisting of eight directors who are appointed by each member's governing body. The District's share of the Authority's assets, liabilities, net position, and changes therein are not available and not material to the District's financial statements. Separate financial statements of the Authority are available at 16936 El Fuego Drive (P.O. Box 1206), Rancho Santa Fe, CA 92067.

NOTE 19 – RISK MANAGEMENT

The District is insured for a variety of potential exposures. The following is a summary of the insurance policies carried by the District as of June 30, 2023:

General liability: \$1,000,000 per occurrence and \$3,000,000 aggregate. The District purchased additional excess coverage layers: \$10 million per occurrence and \$20 million aggregate for general and auto liability, which increases the limits on the insurance coverage noted above.

Auto liability: \$1,000,000 liability limits and deductibles applied to specific vehicles with a \$1,000 deductible on Comprehensive and Collision, and other vehicles have a \$1,000 deductible on Comprehensive and on Collision.

NOTE 20 – COMMITMENTS AND CONTINGENCIES

Easement Access Agreement

On December 7, 2021 the District entered into an easement access agreement for 40-years for a sum of \$1,174,000. The District has recorded this transaction as an unearned revenue on the statement of net position and will be recognizing the revenue annually over a 40-year period.

Excluded Leases – Short-Term Leases and De Minimis Leases

The District does not recognize a lease receivable and a deferred inflow of resources for short-term leases. Short-term leases are certain leases that have a maximum possible term under the lease contract of 12-months (or less), including any options to extend, regardless of their probability of being exercised.

Also, *de minimis* lessor or lessee leases are certain leases (i.e., room rental, copiers, printers, postage machines) that regardless of their lease contract period are *de minimis* with regards to their aggregate total dollar amount to the financial statements as a whole.

NORTH COUNTY FIRE PROTECTION DISTRICT

Notes to Financial Statements

June 30, 2023

NOTE 20 – COMMITMENTS AND CONTINGENCIES (continued)

Grant Awards

Grant funds received by the District are subject to audit by the grantor agencies. Such audit could lead to requests for reimbursements to the grantor agencies for expenditures disallowed under terms of the grant. Management of the District believes that such disallowances, if any, would not be significant.

Litigation

In the ordinary course of operations, the District is subject to claims and litigation from outside parties. After consultation with legal counsel, the District believes the ultimate outcome of such matters, if any, will not materially affect its financial condition

NOTE 21 – SUBSEQUENT EVENTS

The District has evaluated subsequent events through January 5, 2024, the date which the financial statements were available to be issued.

Required Supplementary Information

NORTH COUNTY FIRE PROTECTION DISTRICT
Budgetary Comparison Schedule – General Fund
For the Fiscal Year Ended June 30, 2023

	Adopted Original Budget	Revised Final Budget	Actual	Variance Positive (Negative)
REVENUES:				
Property taxes	\$ 17,254,100	\$ 18,018,748	\$ 18,829,829	\$ 811,081
Charges for services:				
Ambulance services	2,827,000	3,000,000	4,665,523	1,665,523
Fire services – CA OES	-	17,240	538,374	521,134
Fire prevention	218,700	218,700	231,752	13,052
Annexation fees	175,000	175,000	226,508	51,508
Administration	82,200	82,500	143,322	60,822
Operating and capital grant funding	-	-	63,690	63,690
Rental income – cellular towers	25,200	25,200	126,615	101,415
Interest earnings	45,000	45,000	457,766	412,766
Other revenues	1,959,000	1,966,783	821,772	(1,145,011)
Total revenues	<u>22,586,200</u>	<u>23,549,171</u>	<u>26,105,151</u>	<u>2,555,980</u>
EXPENDITURES:				
Current:				
Salaries and wages	11,301,859	12,237,057	12,517,015	(279,958)
Employee benefits	4,113,500	4,363,248	4,473,908	(110,660)
Materials and services	3,849,020	4,352,600	4,298,574	54,026
Capital outlay	6,792,200	5,413,200	2,008,826	3,404,374
Debt service:				
Principal	1,016,509	1,016,509	2,859,020	(1,842,511)
Interest	664,341	664,341	797,005	(132,664)
Total expenditures	<u>27,737,429</u>	<u>28,046,955</u>	<u>26,954,348</u>	<u>1,092,607</u>
REVENUES OVER (UNDER) EXPENDITURES	<u>\$ (5,151,229)</u>	<u>\$ (4,497,784)</u>	(849,197)	<u>\$ 3,648,587</u>
OTHER FINANCING SOURCES (USES):				
Transfers in	1,861,500	1,861,500	-	(1,861,500)
Total other financing sources (uses)	<u>1,861,500</u>	<u>1,861,500</u>	-	<u>(1,861,500)</u>
Net Changes in Fund Balance	<u>\$ (3,289,729)</u>	<u>\$ (2,636,284)</u>	(849,197)	<u>\$ 1,787,087</u>
FUND BALANCE:				
Beginning of year			<u>12,995,674</u>	
End of year			<u>\$ 12,146,477</u>	

NORTH COUNTY FIRE PROTECTION DISTRICT
Budgetary Comparison Schedule – Fire Mitigation Fund
For the Fiscal Year Ended June 30, 2023

	Adopted Original Budget	Revised Final Budget	Actual	Variance Positive (Negative)
REVENUES:				
Mitigation fees	\$ 541,200	\$ 541,200	\$ 324,109	\$ (217,091)
Interest earnings	-	-	17,919	17,919
Total revenues	<u>541,200</u>	<u>541,200</u>	<u>342,028</u>	<u>(199,172)</u>
EXPENDITURES:				
Current:				
Materials and services	-	-	-	-
Capital outlay	-	-	-	-
Total expenditures	<u>-</u>	<u>-</u>	<u>-</u>	<u>-</u>
REVENUES OVER(UNDER) EXPENDITURES	<u>\$ 541,200</u>	<u>\$ 541,200</u>	342,028	<u>\$ (199,172)</u>
FUND BALANCE:				
Beginning of year (Deficit)			<u>1,423,791</u>	
End of year			<u>\$ 1,765,819</u>	

NORTH COUNTY FIRE PROTECTION DISTRICT
Schedule of Proportionate Share of the Net Pension Liability
For the Fiscal Year Ended June 30, 2023

Last Ten Fiscal Years*

California Public Employees' Retirement System (CalPERS) Miscellaneous Plan

Measurement Date	District's Proportion of the Net Pension Liability	District's Proportionate Share of the Net Pension Liability	District's Covered Payroll	Proportionate Share of the Net Pension Liability as a Percentage of Covered Payroll	Plan's Fiduciary Net Position as a Percentage of the Plan's Total Pension Liability
June 30, 2014	0.272930%	\$ 16,983,012	\$ 6,429,039	264.16%	78.67%
June 30, 2015	0.248810%	17,078,153	6,452,080	264.69%	78.96%
June 30, 2016	0.251564%	21,768,074	6,461,980	336.86%	74.35%
June 30, 2017	0.248756%	24,669,730	6,671,377	369.78%	73.97%
June 30, 2018	0.252721%	24,352,868	6,905,639	352.65%	75.31%
June 30, 2019	0.258433%	26,481,790	7,036,723	376.34%	74.58%
June 30, 2020	0.078911%	8,585,829	7,347,168	116.86%	92.06%
June 30, 2021	-0.113500%	(6,138,110)	7,212,524	-85.10%	88.71%
June 30, 2022	0.116880%	13,500,693	7,608,125	177.45%	105.48%

Notes to Schedule:

Benefit Changes:

There were no changes in benefits.

Changes in Assumptions:

From fiscal year June 30, 2015 and June 30, 2016:

GASB 68, paragraph 68 states that the long-term expected rate of return should be determined net of pension plan investment expense but without reduction for pension plan administrative expense. The discount rate of 7.50% used for the June 30, 2014, measurement date was net of administrative expenses. The discount rate of 7.65% used for the June 30, 2015, measurement date is without reduction of pension plan administrative expense.

From fiscal year June 30, 2016 to June 30, 2017:

There were no changes in assumptions.

From fiscal year June 30, 2017 to June 30, 2018:

The discount rate was reduced from 7.65% to 7.15%.

From fiscal year June 30, 2018 to June 30, 2019:

There were no significant changes in assumptions.

From fiscal year June 30, 2019 to June 30, 2020:

There were no significant changes in assumptions.

From fiscal year June 30, 2020 to June 30, 2021:

There were no significant changes in assumptions.

From fiscal year June 30, 2021 to June 30, 2022:

The discount rate was reduced from 7.15% to 6.90%.

*Fiscal year 2014 was the first measurement date year of implementation; therefore, only seven years are shown.

NORTH COUNTY FIRE PROTECTION DISTRICT
Schedule of Pension Contributions
For the Fiscal Year Ended June 30, 2023

Last Ten Fiscal Years*

California Public Employees' Retirement System (CalPERS) Miscellaneous Plan

Fiscal Year	Actuarially Determined Contribution	Contributions in Relation to the Actuarially Determined Contribution	Contribution Deficiency (Excess)	Covered Payroll	Contributions as a Percentage of Covered Payroll
June 30, 2015	\$ 1,929,643	\$ (1,929,643)	\$ -	\$ 6,452,080	29.91%
June 30, 2016	2,249,592	(2,249,592)	-	6,461,980	34.81%
June 30, 2017	2,609,648	(2,609,648)	-	6,671,377	39.12%
June 30, 2018	2,307,199	(2,307,199)	-	6,905,639	33.41%
June 30, 2019	2,595,874	(2,595,874)	-	7,036,723	36.89%
June 30, 2020	3,008,132	(23,008,132)	(20,000,000)	7,347,168	40.94%
June 30, 2021	2,106,671	(2,106,671)	-	7,212,524	29.21%
June 30, 2022	2,282,711	(2,282,711)	-	7,608,125	30.00%
June 30, 2023	2,602,177	(2,602,177)	-	8,325,564	31.26%

Notes to Schedule:

Fiscal Year	Valuation Date	Actuarial Cost Method	Asset Valuation	Inflation	Investment Rate of Return
June 30, 2015	June 30, 2013	Entry Age	Market Value	2.75%	7.65%
June 30, 2016	June 30, 2014	Entry Age	Market Value	2.75%	7.65%
June 30, 2017	June 30, 2015	Entry Age	Market Value	2.75%	7.65%
June 30, 2018	June 30, 2016	Entry Age	Market Value	2.75%	7.15%
June 30, 2019	June 30, 2017	Entry Age	Market Value	2.50%	7.15%
June 30, 2020	June 30, 2018	Entry Age	Market Value	2.50%	7.15%
June 30, 2021	June 30, 2019	Entry Age	Market Value	2.50%	7.15%
June 30, 2022	June 30, 2020	Entry Age	Market Value	2.50%	7.15%
June 30, 2023	June 30, 2021	Entry Age	Market Value	2.30%	6.90%

Amortization Method	Level percentage of payroll, closed
Salary Increases	Depending on age, service, and type of employment
Investment Rate of Return	Net of pension plan investment exp.
Retirement Age	Miscellaneous – 2.7%@55 and 2.0%@62 Safety – 3.0%@55 and 2.7%@57
Mortality	Mortality assumptions are based on mortality rates resulting from the most recent CalPERS Experience Study adopted by the CalPERS Board.

*Fiscal year 2015 was the first implementation year; therefore, only nine years are shown.

NORTH COUNTY FIRE PROTECTION DISTRICT

Schedule of Changes in the District's Total OPEB Liability and Related Ratios For the Fiscal Year Ended June 30, 2023

Fiscal Year Ended Measurement Date	Last Ten Fiscal Years*					
	June 30, 2023	June 30, 2022	June 30, 2021	June 30, 2020	June 30, 2019	June 30, 2018
Total OPEB liability:						
Service cost	\$ 203,765	\$ 337,563	\$ 225,200	\$ 192,094	\$ 102,156	\$ 99,422
Interest	181,800	129,027	116,665	120,596	87,926	80,966
Changes in assumptions	(167,694)	(1,464,561)	431,617	316,911	202,727	-
Differences between expected and actual experience	77,124	(185,317)	743,173	-	(117,846)	-
Changes of benefit terms	-	-	-	-	1,228,696	-
Benefit payments	(118,218)	(141,322)	(105,283)	(105,929)	(52,046)	(50,044)
Net change in total OPEB liability	176,777	(1,324,610)	1,411,372	523,672	1,451,613	130,344
Total OPEB liability - beginning	4,299,746	5,624,356	4,212,984	3,689,312	2,237,699	2,107,355
District's net OPEB liability	\$ 4,476,523	\$ 4,299,746	\$ 5,624,356	\$ 4,212,984	\$ 3,689,312	\$ 2,237,699
Covered-employee payroll	\$ 6,301,084	\$ 6,132,441	\$ 5,968,313	\$ 5,808,577	\$ 5,639,395	\$ 6,905,639
District's net OPEB liability as a percentage of covered-employee payroll	71.04%	70.11%	94.24%	72.53%	65.42%	32.40%

Notes to Schedule:

Benefit Changes:

Measurement Date June 30, 2017 – There were no changes of benefits terms
 Measurement Date June 30, 2018 – There were no changes of benefits terms
 Measurement Date June 30, 2019 – There were no changes of benefits terms
 Measurement Date June 30, 2020 – There were no changes of benefits terms
 Measurement Date June 30, 2021 – There were no changes of benefits terms
 Measurement Date June 30, 2022 – There were no changes of benefits terms

Changes in Assumptions:

Measurement Date June 30, 2017 – There were no changes in assumptions
 Measurement Date June 30, 2018 – There were no changes in assumptions except change in discount rate
 Measurement Date June 30, 2019 – There were no changes in assumptions except change in discount rate
 Measurement Date June 30, 2020 – There were no changes in assumptions except change in discount rate
 Measurement Date June 30, 2021 – There were no changes in assumptions except change in discount rate
 Measurement Date June 30, 2022 – There were no changes in assumptions except change in discount rate

* Fiscal year 2018 was the first year of implementation; therefore, only six years are shown.

NORTH COUNTY FIRE PROTECTION DISTRICT

Schedule of OPEB Contributions

For the Fiscal Year Ended June 30, 2023

Fiscal Year Ended	Last Ten Fiscal Years*					
	<u>June 30, 2023</u>	<u>June 30, 2022</u>	<u>June 30, 2021</u>	<u>June 30, 2020</u>	<u>June 30, 2019</u>	<u>June 30, 2018</u>
Covered payroll	<u>\$ 7,369,319</u>	<u>\$ 6,301,083</u>	<u>\$ 6,132,441</u>	<u>\$ 5,968,313</u>	<u>\$ 5,808,577</u>	<u>\$ 5,639,395</u>
Notes to Schedule:						
Valuation Date	June 30, 2023	June 30, 2020	June 30, 2019	June 30, 2019	June 30, 2017	June 30, 2017
Methods and Assumptions Used to Determine Contribution Rates:						
Actuarial cost method	Entry age normal	Entry Age	Entry Age	Entry Age	Entry Age	Entry Age
Amortization method	Closed period, level percent of pay	(1)	(1)	(1)	(1)	(1)
Amortization period		30-years	30-years	30-years	30-years	30-years
Asset valuation method		Market Value	Market Value	Market Value	Market Value	Market Value
Investment rate of return		4.13%	4.09%	2.19%	2.66%	3.15%
Inflation		2.75%	2.75%	2.75%	2.75%	2.75%
Payroll increases		2.80%	2.75%	2.75%	2.75%	2.75%
Mortality		(2)	(2)	(2)	(2)	(3)
Morbidity		Not Valued	Not Valued	Not Valued	Not Valued	Not Valued
Disability		Not Valued	Not Valued	Not Valued	Not Valued	Not Valued
Retirement		(4)	(4)	(4)	(4)	(4)
Percent Married - Spouse Support		25%	25%	25%	25%	25%
Healthcare trend rates		6.5% to 4.50%	5.4% to 4.0%	5.4% to 4.0%	5.4% to 4.0%	4.00%

(1) Closed period, level percent of pay

(3) CalPERS 2017 Experience Study

(3) CalPERS 2014 Experience Study

(4) CalPERS Public Agency Miscellaneous 2.0% @55, 2.0% @60 and 2.0% @62

* Fiscal year 2018 was the first year of implementation; therefore, only six years are shown.

Supplementary Information

NORTH COUNTY FIRE PROTECTION DISTRICT
Balance Sheets – Other Governmental Funds
For the Fiscal Year Ended June 30, 2023

	<u>Rainbow Subzone</u>		<u>Total</u>
	<u>Operations Fund</u>	<u>Fire Mitigation Fund</u>	
ASSETS			
Assets:			
Cash and investments	\$ 2,249,420	\$ 4,061	\$ 2,253,481
Accrued interest receivable	6,965	13	6,978
Property taxes receivable	2,437	-	2,437
Total assets	<u>\$ 2,258,822</u>	<u>\$ 4,074</u>	<u>\$ 2,262,896</u>
LIABILITIES AND FUND BALANCES			
Liabilities:			
Accounts payable and accrued expenses	\$ -	\$ -	\$ -
Total liabilities	<u>-</u>	<u>-</u>	<u>-</u>
Fund Balances:			
Restricted	\$ 2,258,822	\$ 4,074	\$ 2,262,896
Total fund balance	<u>2,258,822</u>	<u>4,074</u>	<u>2,262,896</u>
Total liabilities and fund balance	<u>\$ 2,258,822</u>	<u>\$ 4,074</u>	<u>\$ 2,262,896</u>

NORTH COUNTY FIRE PROTECTION DISTRICT

Schedule of Revenues, Expenditures, and Changes in Fund Balance – Other Governmental Funds For the Fiscal Year Ended June 30, 2023

	Rainbow Subzone		Total
	Operations Fund	Fire Mitigation Fund	
REVENUES:			
Property taxes	\$ 402,666	\$ -	\$ 402,666
Investment earnings	22,085	67	22,152
Other revenues	9	-	9
Total revenues	424,760	67	424,827
EXPENDITURES:			
Current:			
Materials and services	4,008	-	4,008
Total expenditures	4,008	-	4,008
REVENUES OVER(UUNDER) EXPENDITURES	420,752	67	420,819
FUND BALANCE:			
Beginning of year	1,838,070	4,007	1,842,077
End of year	\$ 2,258,822	\$ 4,074	\$ 2,262,896

Other Independent Auditors' Report



INDEPENDENT AUDITORS' REPORT ON INTERNAL CONTROL OVER FINANCIAL REPORTING AND ON COMPLIANCE AND OTHER MATTERS BASED ON AN AUDIT OF FINANCIAL STATEMENTS PERFORMED IN ACCORDANCE WITH GOVERNMENT AUDITING STANDARDS

Board of Directors
North County Fire Protection District
Fallbrook, California

We have audited, in accordance with the auditing standards generally accepted in the United States of America and the standards applicable to financial audits contained in *Government Auditing Standards* issued by the Comptroller General of the United States, the financial statements of the governmental activities, each major fund, and the aggregate remaining fund information of the North County Fire Protection District as of and for the year ended June 30, 2023, and the related notes to the financial statements, which collectively comprise North County Fire Protection District's basic financial statements, and have issued our report thereon dated January 5, 2024.

Internal Control Over Financial Reporting

In planning and performing our audit of the financial statements, we considered North County Fire Protection District's internal control over financial reporting (internal control) to determine the audit procedures that are appropriate in the circumstances for the purpose of expressing our opinions on the financial statements, but not for the purpose of expressing an opinion on the effectiveness of the North County Fire Protection District's internal control. Accordingly, we do not express an opinion on the effectiveness of the North County Fire Protection District's internal control.

A deficiency in internal control exists when the design or operation of a control does not allow management or employees, in the normal course of performing their assigned functions, to prevent, or detect and correct misstatements on a timely basis. *A material weakness* is a deficiency, or a combination of deficiencies, in internal control such that there is a reasonable possibility that a material misstatement of the District's financial statements will not be prevented, or detected and corrected on a timely basis. *A significant deficiency* is a deficiency, or a combination of deficiencies, in internal control that is less severe than a material weakness, yet important enough to merit attention by those charged with governance.

Our consideration of internal control was for the limited purpose described in the first paragraph of this section and was not designed to identify all deficiencies in internal control that might be material weaknesses or significant deficiencies. Given these limitations, during our audit we did not identify any deficiencies in internal control that we consider to be material weaknesses. However, material weaknesses or significant deficiencies may exist that have not been identified.

Compliance and Other Matters

As part of obtaining reasonable assurance about whether North County Fire Protection District's financial statements are free of material misstatement, we performed tests of its compliance with certain provisions of laws, regulations, contracts, and grant agreements, noncompliance with which could have a direct and material effect on the determination of financial statement amounts. However, providing an opinion on compliance with those provisions was not an objective of our audit, and accordingly, we do not express such an opinion. The results of our tests disclosed no instances of noncompliance or other matters that are required to be reported under *Government Auditing Standards*.

Purpose of this Report

The purpose of this report is solely to describe the scope of our testing of internal control and compliance and the results of that testing, and not to provide an opinion on the effectiveness of the District's internal control or on compliance. This report is an integral part of an audit performed in accordance with *Government Auditing Standards* in considering the District's internal control and compliance. Accordingly, this communication is not suitable for any other purpose.

Murrieta, California
January 5, 2024



NORTH COUNTY FIRE PROTECTION DISTRICT

STAFF REPORT

TO: BOARD OF DIRECTORS
FROM: CHIEF MCREYNOLDS
DATE: FEBRUARY 27, 2024
SUBJECT: NOMINATIONS FOR CALIFORNIA SPECIAL DISTRICT ASSOCIATION
BOARD OF DIRECTORS

ACTION AGENDA

RECOMMENDATION:

That the Board determine if any members wish to be nominated for California Special District's Association (CSDA) Southern Region Seat "A". If there is no interest, no further action is required. If yes, a motion to nominate the individual would be required.

BACKGROUND:

The North County Fire Protection District is a member agency of CSDA. As a member agency, the District has the opportunity to nominate members to the CSDA Board of Directors.

DISCUSSION:

The CSDA Elections and Bylaws Committee is looking for independent special district board members or their general managers who are interested in leading the direction of the California Special Districts Association for the 2025 - 2027 term.

The leadership of CSDA is elected from its six geographical networks. Each of the six networks has three seats on the board with staggered 3-year terms. Candidates must be affiliated with an independent special district that is a CSDA Regular Member in good standing and located within the geographic network they seek to represent.

The CSDA Board of Directors is the governing body responsible for all policy decisions related to CSDA's member services, legislative advocacy, professional development, and other resources for members. The commitment and expectations are that the representative:

- Attend all board meetings, annually, at the CSDA office in Sacramento.
- Participate on at least one committee which meets 3-5 times a year at the CSDA office in Sacramento.
- Attend at minimum the following CSDA annual events: Special Districts Legislative Days - held in the spring, and the CSDA Annual Conference - held in the fall.

NOMINATIONS FOR CALIFORNIA SPECIAL DISTRICT ASSOCIATION BOARD OF DIRECTORS
2/27/2024
PAGE 2 OF 2

- Complete all four modules of CSDA's Special District Leadership Academy within 2 years of being elected.

FISCAL ANALYSIS:

If elected, CSDA reimburses Directors for their related expenses for board and committee meetings as outlined in board policy. CSDA does **not** reimburse expenses for the two conferences even if a board or committee meeting is held in conjunction with the event. CSDA also does **not** reimburse expenses for the academy classes even if a board or committee meeting is held in conjunction with the event.

SUMMARY:

If a member is nominated, Board Clerk Canpinar will complete the required documentation and file for the election process. The deadline for receiving nominations is April 10, 2024. CSDA will begin electronic voting on June 10, 2024. All votes must be received through the system no later than 5:00 p.m. July 26, 2024. The successful candidates will be notified no later than July 30, 2024.



NORTH COUNTY FIRE PROTECTION DISTRICT RESOLUTION 2024-02

RESOLUTION OF THE BOARD OF DIRECTORS OF THE NORTH
COUNTY FIRE PROTECTION DISTRICT NOMINATING _____
TO THE CSDA BOARD OF DIRECTORS

WHEREAS, the North County Fire Protection District (NCFPD) is a member district of the California Special Districts Association (CSDA); and

WHEREAS, it has come to the attention of the Board of Directors of the NCFPD that the CSDA Elections and Bylaws Committee is looking for independent special district board members or their general managers who are interested in leading the direction of the CSDA for the 2025 - 2027 term; and

WHEREAS, it has also come to the attention of the Board of Directors of the NCFPD that there is a seat available for the Southern Network, Seat A, on the CSDA Board of Directors; and

WHEREAS, _____ began his/her tenure with the North County Fire Protection District in _____ and is in good standing as a member of the Board of Directors of the NCFPD; and

WHEREAS, _____ is interested and willing to serve as representative of the Southern Network, Seat A, on the CSDA Board of Directors; and

WHEREAS, the Board of Directors for the NCFPD desires to nominate _____ for the Southern Network, Seat A, on the CSDA Board of Directors.

NOW, THEREFORE, BE IT RESOLVED THAT the Board of Directors of the North County Fire Protection District does place its full and unreserved support in the nomination of _____ to represent the Southern Network, Seat A, on the CSDA Board of Directors; and

BE IT FURTHER RESOLVED that NCFPD Board Clerk is hereby directed to transmit a certified copy of this resolution to CSDA, 1112 I Street, Suite 200, Sacramento, California, 95814, forthwith.

PASSED AND ADOPTED by the Board of Directors of the North County Fire Protection District at a regular meeting of the Board held on the 27th day of February, 2024, by the following vote:

APPROVED, SIGNED AND ADOPTED by the Board of Directors, North County Fire Protection District, County of San Diego, State of California, on this **27th day of February 2024** by the following vote:

AYES:



NORTH COUNTY FIRE PROTECTION DISTRICT RESOLUTION 2024-02

RESOLUTION OF THE BOARD OF DIRECTORS OF THE NORTH
COUNTY FIRE PROTECTION DISTRICT NOMINATING _____
TO THE CSDA BOARD OF DIRECTORS

NOES:

ABSENT:

ABSTAIN:

RECUSE:

Ross Pike, Board President

ATTEST:

I HEREBY CERTIFY that the foregoing is a true and correct copy of the Resolution duly and regularly adopted by the Board of Directors of the North County Fire Protection District thereof held on the **27th day of February 2024**, and that the same now appears on record in my office.

IN WITNESS THEREOF, I hereunto set my hand and affixed by official seal this **27th day of February 2024**.

Mavis Canpinar
Board Clerk

Official Seal



**California Special
Districts Association**

Districts Stronger Together

DATE: February 5, 2024
TO: CSDA Voting Member Presidents and General Managers
FROM: CSDA Elections and Bylaws Committee
SUBJECT: **CSDA BOARD OF DIRECTORS CALL FOR NOMINATIONS
SEAT A**

The Elections and Bylaws Committee is looking for Independent Special District Board Members or their General Managers who are interested in leading the direction of the California Special Districts Association for the 2025 - 2027 term.

The leadership of CSDA is elected from its six geographical networks. Each of the six networks has three seats on the Board with staggered 3-year terms. Candidates must be affiliated with an independent special district that is a CSDA Regular Member in good standing and located within the geographic network that they seek to represent.
(See attached CSDA Network Map)

The CSDA Board of Directors is the governing body responsible for all policy decisions related to CSDA's member services, legislative advocacy, professional development, and other resources for members. The Board of Directors is crucial to the operation of the Association and to the representation of the common interests of all California's special districts before the Legislature and the State Administration. Serving on the Board requires one's interest in the issues confronting special districts statewide.

Commitment and Expectations:

- Attend all Board meetings, usually 4-5 meetings annually, at the CSDA office in Sacramento.
- Participate on at least one committee, meets 3-5 times a year at the CSDA office in Sacramento.
(CSDA reimburses Directors for their related expenses for Board and committee meetings as outlined in Board policy).
- Attend, at minimum, the following CSDA annual events: Special Districts Legislative Days - held in the spring, and the CSDA Annual Conference - held in the fall.
*(CSDA does **not** reimburse expenses for the two conferences even if a Board or committee meeting is held in conjunction with the event)*
- Complete all four modules of CSDA's Special District Leadership Academy within 2 years of being elected.
*(CSDA does **not** reimburse expenses for the Academy classes even if a Board or committee meeting is held in conjunction with the event).*

Nomination Procedures: Any Regular Member district in good standing is eligible to nominate one person, a board member or managerial employee (as defined by that district's Board of Directors), for election to the CSDA Board of Directors. **A copy of the member district's resolution or minute action and Candidate Information Sheet must accompany the nomination. The deadline for receiving nominations is April 10, 2024. Nominations and supporting documentation may be mailed or emailed.**

Mail: 1112 I Street, Suite 200, Sacramento, CA 95814
Fax: 916.442.7889
E-mail: amberp@csda.net

Once received, nominees will receive a candidate's letter. The letter will serve as confirmation that CSDA has received the nomination and will also include campaign guidelines.

CSDA will begin electronic voting on June 10, 2024. All votes must be received through the system no later than 5:00 p.m. July 26, 2024. The successful candidates will be notified no later than July 30, 2024. All selected Board Members will be introduced at the Annual Conference in Indian Wells, CA in September 2024.

Expiring Terms

(See enclosed map for Network breakdown)

Northern Network	Seat A – Greg Orsini, Director, McKinleyville Community Services District*
Sierra Network	Seat A – Noelle Mattock, El Dorado Hills Community Services District*
Bay Area Network	Seat A – Chad Davisson, General Manager, Ironhouse Sanitary District*
Central Network	Seat A – Patrick Ostly, General Manager, North of River Sanitary District*
Coastal Network	Seat A – Elaine Magner, Director, Pleasant Valley Recreation & Park District*
Southern Network	Seat A – Jo MacKenzie, Director, Vista Irrigation District*

(* = Incumbent is running for re-election)

CSDA will be using a web-based online voting system allowing your district to cast your vote easily and securely. Electronic Ballots will be emailed to the main contact in your district June 10, 2024. All votes must be received through the system no later than 5:00 p.m. July 26, 2024.

Districts can opt to cast a paper ballot instead; but you must contact Amber Phelen by e-mail amberp@csda.net by April 10, 2024 in order to ensure that you will receive a paper ballot on time.

CSDA will mail paper ballots on June 10, 2024 per district request only.

If you have any questions, please contact Amber Phelen at amberp@csda.net.



Agenda Item: 4 - Establish 2024 Board Elections Timeline

Item Type: Discussion/Action

Submitted By: Amber Phelen, Management Analyst

Presented By: Neil McCormick, Chief Executive Officer

Strategic Plan Reference: 1. Association Governance;
7. Management/Administration

BACKGROUND:

The nomination process for the 2024 CSDA Board of Directors, Seat A election is quickly approaching. CSDA Bylaws direct that the Election & Bylaws Committee shall set the timeline for elections each year. Below is a staff recommended timeline for the nomination and election process that complies with the noticing periods outlined in the CSDA bylaws. The timeline works backwards from the CSDA Annual Conference start date which is September 9, 2024 this year.

February 5 **Nomination applications mailed and emailed out**
125 days to election start on June 9; bylaws requirement = at least 120 days.

April 10 **Nomination application deadline**
61 days to election start; bylaws requirement = at least 60 days prior to election.

April 20 **Nomination application deadline – Coastal Network**
Per CSDA Bylaws, the deadline shall be extended by 10 days in a Network where there is no incumbent re-running.

June 10 **Electronic ballot voting begins – current Regular Members**

July 26 **Deadline to receive electronic ballots - current Regular Members**
45 days until conference; bylaws requirement = at least 45 days.

July 29 or 30 **Count ballots and inform candidates of win/loss**

FISCAL IMPACT:
None at this time.

STAFF RECOMMENDATION:

Staff recommends a motion to approve the 2024 CSDA Board of Directors, Seat A regular election timeline as presented.



**California Special
Districts Association**
Districts Stronger Together

Agenda Item: 5 – Review & Approve 2024 Election Materials

Item Type: Discussion/Action

Submitted By: Amber Phelen, Management Analyst

Presented By: Neil McCormick, Chief Executive Officer

Strategic Plan Reference: 1. Association Governance;
7. Management/Administration

BACKGROUND:

Attached is a draft of the nomination letter, form, and candidate information sheet which would be sent out to CSDA voting members in good standing for all six Networks as part of the 2024 CSDA Board of Directors, Seat A election.

Additionally, the background information that will be mailed with the ballots is included. A current list of Board Members and their terms are also attached. Seat A Board Members are up for re-election.

FISCAL IMPACT:

The annual CSDA Board election process is a 2024 budgeted item.

STAFF RECOMMENDATION:

Staff recommends a motion to approve the 2024 CSDA Board of Directors, Seat A election nomination letter, nomination form, candidate information sheet, and ballot letter to be sent to all voting Regular CSDA Members in good standing.



**California Special
Districts Association**
Districts Stronger Together

2024 BOARD OF DIRECTORS NOMINATION FORM

Name of Candidate: _____

District: _____

Mailing Address: _____

Network: _____ (see map)

Telephone: _____
(PLEASE BE SURE THE PHONE NUMBER IS ONE WHERE WE CAN REACH THE CANDIDATE)

Fax: _____

E-mail: _____

Nominated by (optional): _____

**Return this form, a Board resolution/minute action supporting the candidate, and
Candidate Information Sheet by mail or email to:**

CSDA
Attn: Amber Phelen
1112 I Street, Suite 200
Sacramento, CA 95814
(877) 924-2732

amberp@csda.net

DEADLINE FOR RECEIVING NOMINATIONS:

April 10, 2024 at 5:00 p.m.



2024 CSDA BOARD CANDIDATE INFORMATION SHEET

The following information **MUST** accompany your nomination form and Resolution/minute order:

Name: _____

District/Company: _____

Title: _____

Elected/Appointed/Staff: _____

Length of Service with District: _____

1. Do you have current involvement with CSDA (such as committees, events, workshops, conferences, Governance Academy, etc.):

2. Have you ever been associated with any other state-wide associations (CSAC, ACWA, League, etc.):

3. List local government involvement (such as LAFCo, Association of Governments, etc.):

4. List civic organization involvement:

****Candidate Statement – Although it is not required, each candidate is requested to submit a candidate statement of no more than 300 words in length. Any statements received in the CSDA office after the nomination deadlines will not be included with the ballot.**



California Special Districts Association
DISTRICT NETWORKS



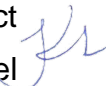
Page Intentionally Blank



501 West Broadway - Suite 1600
San Diego, California 92101-8474
voice 619.814.5800 - fax 619.814.6799
www.bwslaw.com

MEMORANDUM

TO: Board of Directors
North County Fire Protection District

FROM: Kristen S. Steinke, General Counsel 

DATE: February 27, 2024

RE: General Counsel Report for Monthly Board Meeting

This memorandum provides a summary of AB 1819 (Waldron), which will give local governments an additional tool to mitigate wildfires through the ability to participate in enhanced infrastructure financing districts to mitigate wildfires. High and very-high fire risk severity zones face longer, more intense, and increasingly hazardous wildfires. Having the option of an enhanced infrastructure financing district for wildfire mitigation will help fund these efforts without the need to raise taxes.

Special districts, cities, and counties currently can choose to participate in an Enhanced Infrastructure Financing District (EIFD) to help fund critical infrastructure and other local projects. AB 1819 explicitly allows EIFDs to invest in essential tools and equipment for wildfire mitigation, including heavy equipment to clear vegetation, create firebreaks, harden utility infrastructure against wildfires, and obtain air resources and new technologies for firefighting and prevention.

Attached to this memo is additional information from Marie Waldron's office as well as the text of AB 1819 itself.

As always, we are available for any questions regarding this matter.

Attachments

Attachment 1 – AB 1819 Fact Sheet

Attachment 2 – AB 1819

Attachment 1



MARIE WALDRON

CA STATE ASSEMBLYMEMBER | 75TH DISTRICT



AB 1819: ENHANCED INFRASTRUCTURE FINANCING DISTRICTS: WILDFIRE MITIGATION

ISSUE:

As California experiences rising temperatures and drier conditions, the risk of wildfires increases. Preventing and controlling fires is crucial for saving countless lives and buildings. AB 1819 authorizes counties to create special infrastructure financing districts, located in partially high or very high fire hazard severity zones designated by the State Fire Marshal, to allocate funds for wildfire mitigation efforts, including heavy equipment to clear vegetation, create firebreaks, harden utility infrastructure against wildfires, and obtain air resources and new technologies for firefighting and prevention.

EXISTING LAW:

Existing law authorizes the legislative body of a city or a county to establish an enhanced infrastructure financing district to finance public capital facilities or other specified projects of communitywide significance. AB 1819 would additionally authorize the financing of projects that enable agencies, fire departments, special districts, and utilities in designated high fire severity zone areas only, to purchase heavy equipment, innovative technologies, air resources, and utility infrastructure, including, but not limited to, specified prevention, hardening, and management tactics.

SUMMARY:

As climate change progresses, our state is affected by longer, more intense, and increasingly hazardous wildfires. According to statistics from the California Department of Forestry and Fire Protection (Cal Fire), as of December 31, 2023, 7,127 fires had burned 324,917 acres. In San Diego alone, almost ¼ of all wildfires start from the combustion of roadside vegetation by vehicles. It is crucial to have the proper firefighting equipment to prevent wildfires. Obtaining funding to increase prevention response and fire-fighting equipment in backcountry areas has been difficult. The creation of an infrastructure financing district for this purpose will raise the necessary funding without the need to raise taxes.

SOLUTION:

AB 1819 establishes, under existing law, authority for counties to create infrastructure financing districts to invest in essential tools and equipment for wildfire mitigation, ensuring preparedness and resilience in high-risk wildfire zones.

CONTACT

Kendra Johnson – Legislative Director
Office of Assemblywoman Marie Waldron

Kendra.Johnson@asm.ca.gov

916-319-2075

Attachment 2

ASSEMBLY BILL

No. 1819

Introduced by Assembly Member Waldron

January 11, 2024

An act to amend Sections 53398.50 and 53398.52 of the Government Code, relating to local government.

LEGISLATIVE COUNSEL'S DIGEST

AB 1819, as introduced, Waldron. Enhanced infrastructure financing districts: public capital facilities: wildfires.

Existing law authorizes the legislative body of a city or a county to establish an enhanced infrastructure financing district to finance public capital facilities or other specified projects of communitywide significance.

This bill would additionally authorize an enhanced infrastructure financing district that are at least partially in high or very high fire hazard severity zones designated by the State Fire Marshal, as specified, to finance heavy equipment to be used for vegetation clearance and firebreaks, fortification of utilities against wildfires, and equipment used for fire watch, prevention, and fighting.

Vote: majority. Appropriation: no. Fiscal committee: no. State-mandated local program: no.

The people of the State of California do enact as follows:

- 1 SECTION 1. Section 53398.50 of the Government Code is
- 2 amended to read:
- 3 53398.50. The Legislature finds and declares that with the
- 4 dissolution of redevelopment agencies, public benefits will accrue

1 if local agencies, excluding schools, are provided a means to
2 finance the reuse and revitalization of former military bases, fund
3 the creation of transit priority projects and the implementation of
4 sustainable communities plans, fund projects that enable
5 communities to adapt to the impacts of climate change, *mitigate*
6 *wildfires*, construct and rehabilitate affordable housing units, and
7 construct facilities to house providers of consumer goods and
8 services in the communities served by these efforts.

9 SEC. 2. Section 53398.52 of the Government Code is amended
10 to read:

11 53398.52. (a) (1) A district may finance any of the following:

12 (A) The purchase, construction, expansion, improvement,
13 seismic retrofit, or rehabilitation of any real or other tangible
14 property with an estimated useful life of 15 years or longer that
15 satisfies the requirements of subdivision (b).

16 (B) The planning and design work that is directly related to the
17 purchase, construction, expansion, or rehabilitation of property.

18 (C) The costs described in Sections 53398.56 and 53398.57.

19 (D) (i) The ongoing or capitalized costs to maintain public
20 capital facilities financed in whole or in part by the district.

21 (ii) Notwithstanding clause (i), a district shall not use the
22 proceeds of bonds issued pursuant to the authority in Article 4
23 (commencing with Section 53398.77) to finance maintenance of
24 any kind.

25 (2) The facilities are not required to be physically located within
26 the boundaries of the district. However, any facilities financed
27 outside of a district shall have a tangible connection to the work
28 of the district, as detailed in the infrastructure financing plan
29 adopted pursuant to Section 53398.69.

30 (3) A district shall not finance the costs of an ongoing operation
31 or providing services of any kind.

32 (b) The district shall finance only public capital facilities or
33 other specified projects of communitywide significance that
34 provide significant benefits to the district or the surrounding
35 community, including, but not limited to, all of the following:

36 (1) Highways, interchanges, ramps and bridges, arterial streets,
37 parking facilities, and transit facilities.

38 (2) Sewage treatment and water reclamation plants and
39 interceptor pipes.

- 1 (3) Facilities for the collection and treatment of water for urban
2 uses.
- 3 (4) Flood control levees and dams, retention basins, and drainage
4 channels.
- 5 (5) Child care facilities.
- 6 (6) Libraries.
- 7 (7) Parks, recreational facilities, and open space.
- 8 (8) Facilities for the transfer and disposal of solid waste,
9 including transfer stations and vehicles.
- 10 (9) Brownfield restoration and other environmental mitigation.
- 11 (10) The development of projects on a former military base,
12 provided that the projects are consistent with the military base
13 authority reuse plan and are approved by the military base reuse
14 authority, if applicable.
- 15 (11) The repayment of the transfer of funds to a military base
16 reuse authority pursuant to Section 67851 that occurred on or after
17 the creation of the district.
- 18 (12) The acquisition, construction, or rehabilitation of housing
19 for persons of very low, low, and moderate income, as defined in
20 Sections 50105 and 50093 of the Health and Safety Code, for rent
21 or purchase.
- 22 (13) Acquisition, construction, or repair of industrial structures
23 for private use.
- 24 (14) (A) Acquisition, construction, or repair of commercial
25 structures by the small business occupant of such structures, if
26 such acquisition, construction, or repair is for purposes of fostering
27 economic recovery from the COVID-19 pandemic and of ensuring
28 the long-term economic sustainability of small businesses.
- 29 (B) For purposes of this paragraph and subject to subparagraph
30 (C), “small business” means an independently owned and operated
31 business that is not dominant in its field of operation, the principal
32 office of which is located in California, the officers of which are
33 domiciled in California, and which, together with affiliates, has
34 100 or fewer employees, and average annual gross receipts of
35 fifteen million dollars (\$15,000,000) or less over the previous three
36 years, or is a manufacturer, as defined in subdivision (c) of Section
37 14837, with 100 or fewer employees. An “independently owned
38 and operated business” shall include a formula retail business that
39 is an independently owned franchise.

1 (C) A district may set a lower threshold for the average annual
2 gross receipts over the previous three years and for the number of
3 employees described in subparagraph (B).

4 (15) Transit priority projects, as defined in Section 21155 of
5 the Public Resources Code, that are located within a transit priority
6 project area. For purposes of this paragraph, a transit priority
7 project area may include a military base reuse plan that meets the
8 definition of a transit priority project area and it may include a
9 contaminated site within a transit priority project area.

10 (16) Projects that implement a sustainable communities strategy,
11 when the State Air Resources Board, pursuant to Chapter 2.5
12 (commencing with Section 65080) of Division 1 of Title 7, has
13 accepted a metropolitan planning organization’s determination
14 that the sustainable communities strategy or the alternative planning
15 strategy would, if implemented, achieve the greenhouse gas
16 emission reduction targets.

17 (17) Projects that enable communities to adapt to the impacts
18 of climate change, including, but not limited to, higher average
19 temperatures, decreased air and water quality, the spread of
20 infectious and vector-borne diseases, other public health impacts,
21 extreme weather events, sea level rise, flooding, heat waves,
22 wildfires, and drought.

23 (18) Port or harbor infrastructure, as defined by Section 1698
24 of the Harbors and Navigation Code.

25 (19) The acquisition, construction, or improvement of broadband
26 Internet access service. For purposes of this section, “broadband
27 Internet access services” has the same meaning as defined in
28 Section 53167. A district that acquires, constructs, or improves
29 broadband Internet access service may transfer the management
30 and control of those facilities to a local agency that is authorized
31 to provide broadband Internet access service, and that local agency
32 when providing that service shall comply with the requirements
33 of Article 12 (commencing with Section 53167) of Chapter 1 of
34 Part 1 of Division 2 of Title 5.

35 (20) Facilities in which nonprofit community organizations
36 provide health, youth, homeless, and social services.

37 (21) *For districts at least partially in high or very high fire*
38 *hazard severity zones designated by the State Fire Marshal*
39 *pursuant to Article 9 (commencing with Section 4201) of Part 2*
40 *of Division 4 of the Public Resources Code, the following:*

1 (A) *Heavy equipment to be used for vegetation clearance and*
2 *firebreaks.*

3 (B) *Fortification of utilities against wildfires.*

4 (C) *Equipment used for fire watch, prevention, and fighting,*
5 *including, but not limited to, helicopters, air tankers, and*
6 *technological advancements to weather and wind science*
7 *infrastructure, risk modeling, and prediction.*

8 (c) The district shall require, by recorded covenants or
9 restrictions, that housing units built pursuant to this section shall
10 remain available at affordable housing costs to, and occupied by,
11 persons and families of very low, low, or moderate income for the
12 longest feasible time, but for not less than 55 years for rental units
13 and 45 years for owner-occupied units.

14 (d) The district may finance mixed-income housing
15 developments, but may finance only those units in such a
16 development that are restricted to occupancy by persons of very
17 low, low, or moderate incomes as defined in Sections 50105 and
18 50093 of the Health and Safety Code, and those onsite facilities
19 for child care, after school care, and social services that are
20 integrally linked to the tenants of the restricted units.

21 (e) A district may utilize any powers under either the Polanco
22 Redevelopment Act (Article 12.5 (commencing with Section
23 33459) of Chapter 4 of Part 1 of Division 24 of the Health and
24 Safety Code) or Chapter 6.10 (commencing with Section 25403)
25 of Division 20 of the Health and Safety Code, and finance any
26 action necessary to implement that act.

O

Page Intentionally Blank



**NORTH COUNTY FIRE
PROTECTION DISTRICT
STAFF REPORT**

TO: BOARD OF DIRECTORS
FROM: CHIEF McREYNOLDS
DATE: FEBRUARY 27, 2024
SUBJECT: WRITTEN CORRESPONDENCE

● **WRITTEN COMMUNICATION:**

- Letter of support for Assembly Bill 1819 (Waldron)

● **BOARD RECOGNITION PROGRAM:**

January 2024:

- Acknowledgement for team members who assisted with the recent firefighter orientation process

NORTH COUNTY FIRE PROTECTION DISTRICT

330 S. Main Avenue • Fallbrook, California 92028-2938 • Phone: (760) 723-2005 • Fax: (760) 723-2072 • Web: www.ncfireca.gov

BOARD OF DIRECTORS

CINDY ACOSTA
JEFFERY EGKAN
KENNETH E. MUNSON
ROSS L. PIKE
CHRIS SHAW

KEITH McREYNOLDS - Fire Chief
KRISTEN S. STEINKE - General Counsel
MAVIS CANPINAR - Executive Assistant/Board Clerk

January 30, 2024

The Honorable Juan Carrillo
Chair, Assembly Local Government Committee
1020 N Street, Room 157
Sacramento, CA 95814

RE: Assembly Bill 1819 (Waldron) – SUPPORT

Dear Assemblymember Juan Carrillo,

North County Fire Protection District, serving Fallbrook, Bonsall, and Rainbow, CA, is pleased to support AB 1819 (Waldron), which will give local governments an additional tool to mitigate wildfires. High and very-high fire risk severity zones face longer, more intense, and increasingly hazardous wildfires. Having the option of an enhanced infrastructure financing district for wildfire mitigation will help fund these efforts without the need to raise taxes.

Special districts, cities, and counties currently can choose to participate in an Enhanced Infrastructure Financing District (EIFD) to help fund critical infrastructure and other local projects. AB 1819 explicitly allows EIFDs to invest in essential tools and equipment for wildfire mitigation, including heavy equipment to clear vegetation, create firebreaks, harden utility infrastructure against wildfires, and obtain air resources and new technologies for firefighting and prevention.

The North County Fire Protection District serves 90 square miles of unincorporated Northern San Diego County. We have a significant wildland urban interface with a history of several devastating wildfires that have resulted in the loss of hundreds of homes over the last 20 years.

For these reasons North County Fire Protection District is pleased to support AB 1819. Please do not hesitate to contact me with any questions.

Sincerely,



Keith McReynolds
Fire Chief
North County Fire Protection District
CC: The Honorable Marie Waldron
Members, Assembly Local Government Committee
Jimmy MacDonald, Principal Consultant, Assembly Local Government Committee
William Weber, Consultant, Assembly Republican Caucus



PROUDLY SERVING THE COMMUNITIES OF FALLBROOK, BONSCALL AND RAINBOW

1-29-24

Good evening, Everyone,

I want to recognize the exceptional dedication of those who assisted with the recent firefighter orientation process. Their efforts have significantly enhanced the strength and readiness of our department.

This accomplishment reflects our shared commitment to mentorship and community, setting high standards of service and professionalism. The guidance and expertise provided to new members are invaluable and shape the future of North County Fire.

So, to Firefighter Ben Lian and the entire team who played a role in this essential process: thank you! Your hard work and dedication resonate throughout our organization and make us who we are today.

Let's all take a moment to appreciate their efforts and draw inspiration from their extreme ownership and commitment to excellence.

Thank you to:

Firefighter Nash

Captain Russell

Captain Baker

Captain Lewis

Engineer Cain

Engineer Harlin

Captain Craven

Captain Sahagun



Robert DeCamp | Battalion Chief

Page Intentionally Blank



**NORTH COUNTY FIRE
PROTECTION DISTRICT
STAFF REPORT**

TO: BOARD OF DIRECTORS
FROM: CHIEF McREYNOLDS
DATE: FEBRUARY 27, 2024
SUBJECT: COMMENTS, REPORTS AND UPDATES

● **STAFF COMMENTS/REPORTS/UPDATES:**

● **CHIEF McREYNOLDS:**

● **CHIEF OFFICERS & STAFF:**

● **BOARD:**

● **BARGAINING GROUPS:**

● **PUBLIC COMMENT:**

Page Intentionally Blank



**NORTH COUNTY FIRE
PROTECTION DISTRICT
STAFF REPORT**

TO: BOARD OF DIRECTORS
FROM: CHIEF McREYNOLDS
DATE: FEBRUARY 27, 2024
SUBJECT: CLOSED SESSION

CS-1. There are no Closed Session items for the February 27, 2024, Regular Board Meeting.

Page Intentionally Blank